



US00D583892S

(12) **United States Design Patent**
Mc Gonigle

(10) **Patent No.:** **US D583,892 S**

(45) **Date of Patent:** **** Dec. 30, 2008**

(54) **DIVOT TOOL**

D365,133 S * 12/1995 Belmont D21/794
D389,889 S * 1/1998 Cullen, III D21/793

(75) Inventor: **Peter Mc Gonigle**, Bridghouse (GB)

(73) Assignee: **P Mc Gonigle**, Bridghouse (GB)

* cited by examiner

(**) Term: **14 Years**

Primary Examiner—Mitchell Siegel

(21) Appl. No.: **29/262,973**

(57) **CLAIM**

(22) Filed: **Jul. 17, 2006**

The ornamental design for a divot tool, as shown and described.

(51) **LOC (8) Cl.** **21-02**

(52) **U.S. Cl.** **D21/793**

(58) **Field of Classification Search** D21/789,
D21/793-794; 473/286, 408

DESCRIPTION

See application file for complete search history.

FIG. 1 is a front perspective view of a divot tool showing my new design; and,

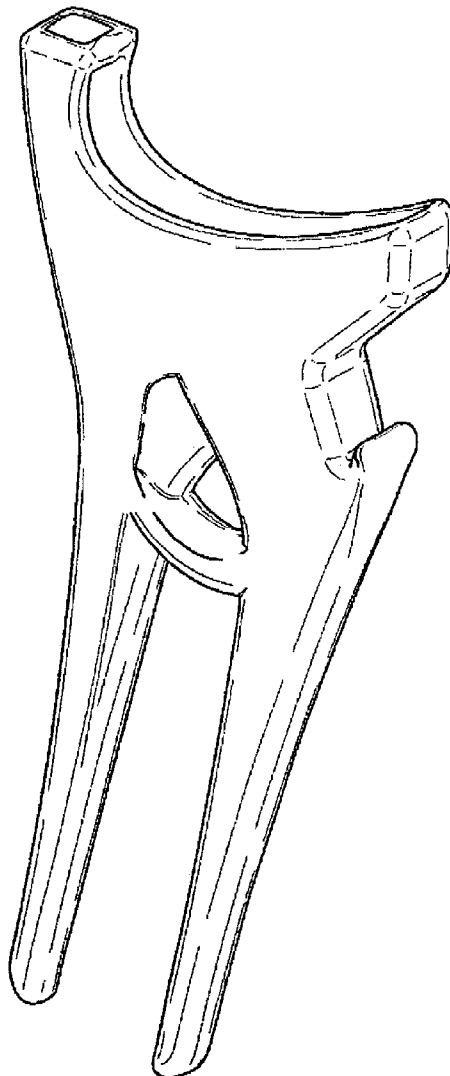
FIG. 2 is a rear perspective thereof.

(56) **References Cited**

U.S. PATENT DOCUMENTS

D249,574 S * 9/1978 Krlevich D21/793

1 Claim, 2 Drawing Sheets



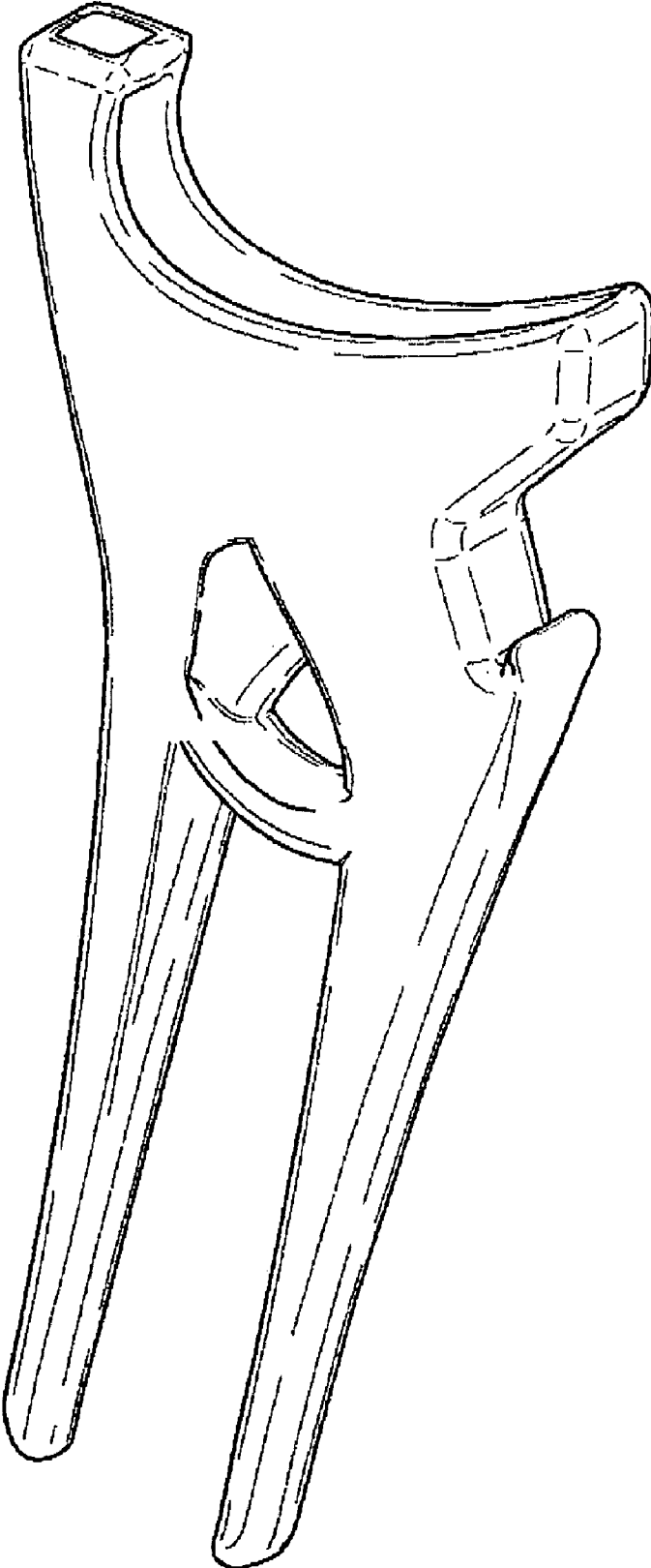


Figure 1

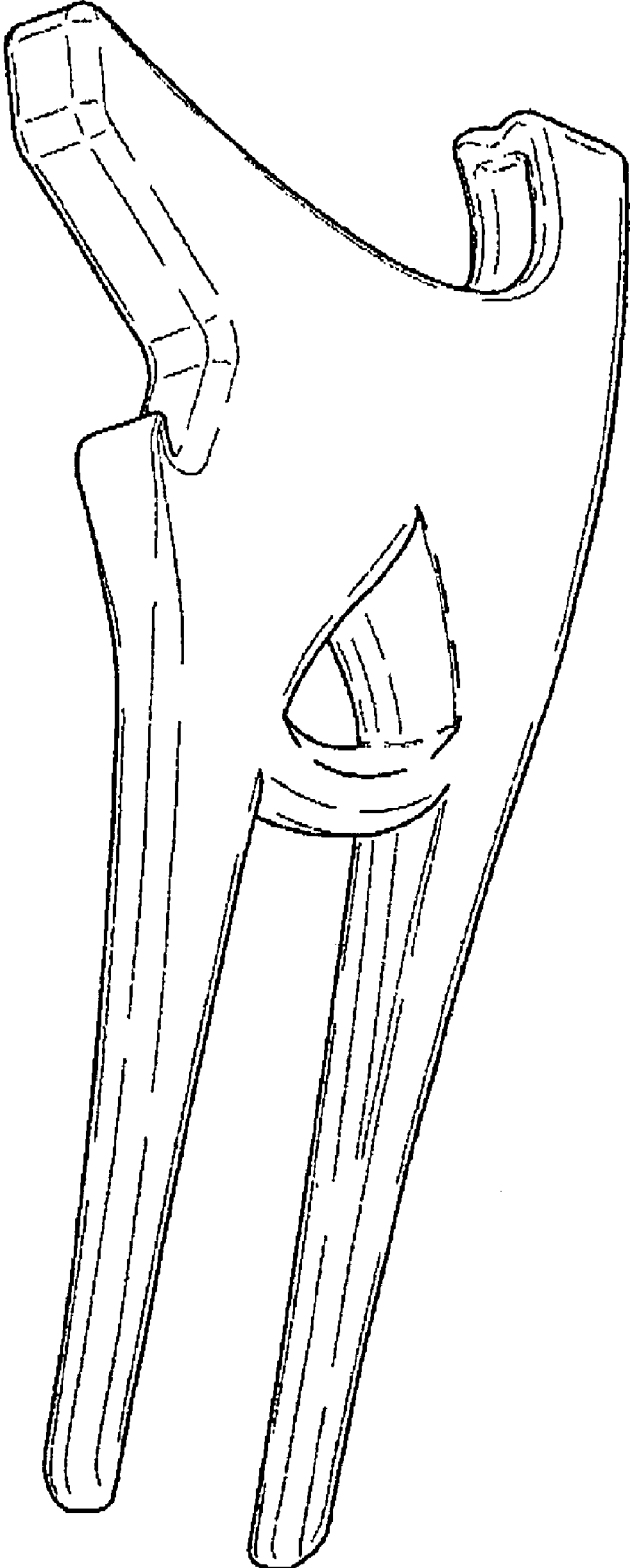


Figure 2