



US00D592261S

(12) **United States Design Patent**
Green et al.

(10) **Patent No.:** **US D592,261 S**

(45) **Date of Patent:** **** May 12, 2009**

(54) **OFFSET FAIRWAY WOOD GOLF CLUB HEAD**

D568,955 S * 5/2008 Oldknow et al. D21/759
D573,678 S * 7/2008 Kawami D21/759
D574,048 S * 7/2008 Kadoya D21/759

(75) Inventors: **Steven Green**, Allen, TX (US); **M. Scott Burnett**, Mckinney, TX (US); **Jeffrey J. Albertsen**, Plano, TX (US); **Michael Pinto**, Plano, TX (US); **Jeffrey T. Halstead**, Plano, TX (US)

* cited by examiner

Primary Examiner—Mitchell I Siegel
(74) *Attorney, Agent, or Firm*—David J. Dawsey, P.E., Esq.; Michael J. Gallagher, Esq.; Gallagher & Dawsey Co., LPA

(73) Assignee: **Adams Golf I.P., L.P.**, Plano, TX (US)

(57) **CLAIM**

(**) Term: **14 Years**

We claim the ornamental design for an offset fairway wood golf club head, as shown and described.

(21) Appl. No.: **29/323,575**

DESCRIPTION

(22) Filed: **Aug. 27, 2008**

FIG. 1 is an isometric view of an offset fairway wood golf club head showing our new design;

(51) **LOC (9) Cl.** **21-02**

FIG. 2 is a rear elevation view thereof;

(52) **U.S. Cl.** **D21/752**

FIG. 3 is a front elevation view thereof;

(58) **Field of Classification Search** D21/733,
D21/752, 759; 473/324–331, 343–346
See application file for complete search history.

FIG. 4 is a bottom plan view thereof;

FIG. 5 is a top plan view thereof;

(56) **References Cited**

FIG. 6 is a toe side elevation view thereof; and,

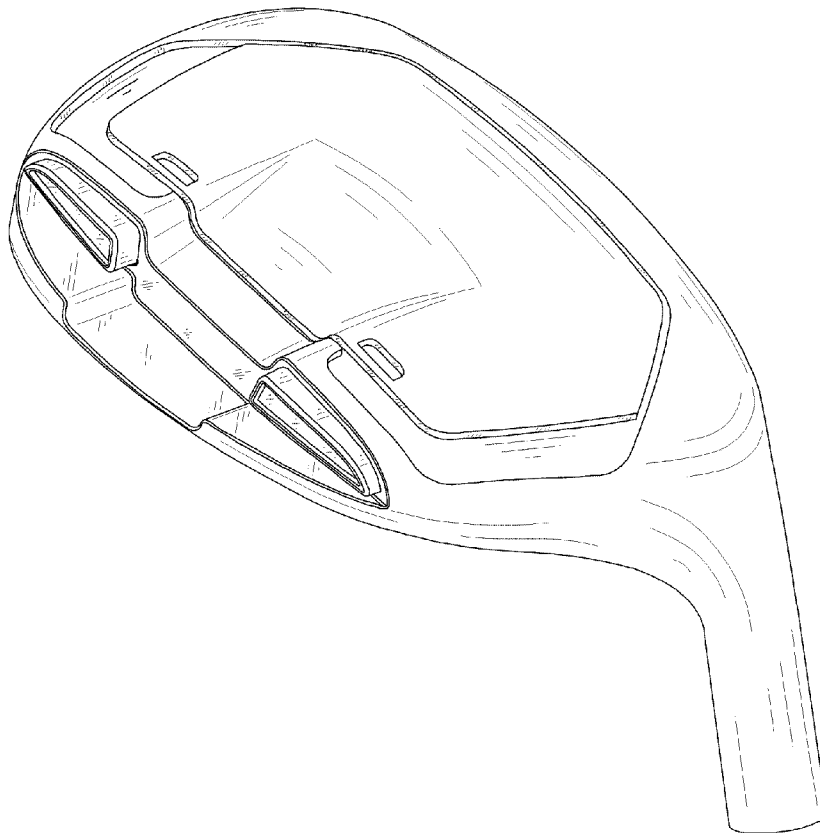
U.S. PATENT DOCUMENTS

FIG. 7 is a heel side elevation view thereof.

D519,590 S * 4/2006 Kawami D21/752
D526,372 S * 8/2006 Kohno D21/759
D536,401 S * 2/2007 Kawami D21/759
D536,402 S * 2/2007 Kawami D21/759

The broken line showing is included for the purpose of illustrating and forms no part of the claimed design.

1 Claim, 4 Drawing Sheets



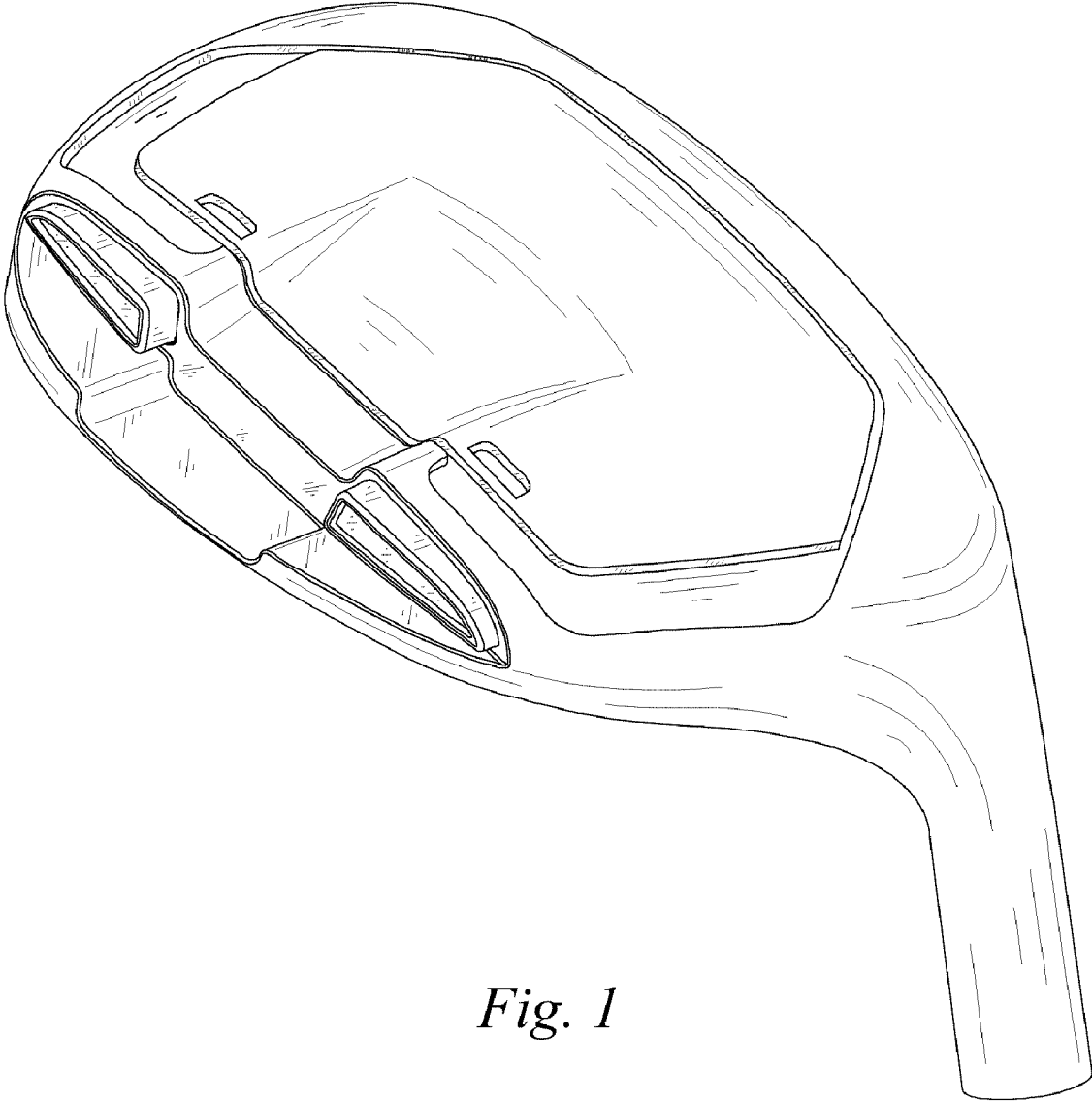


Fig. 1




Fig. 2

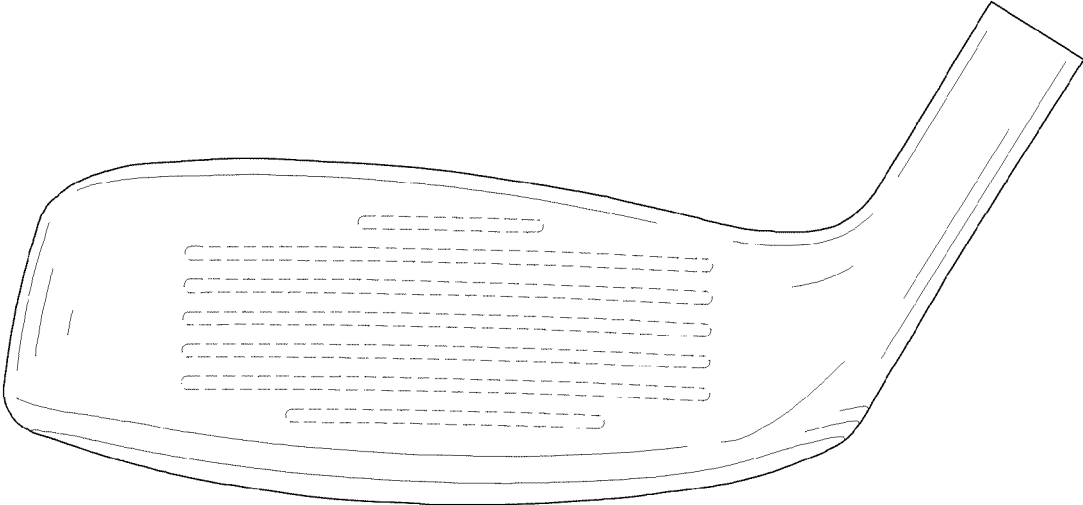


Fig. 3

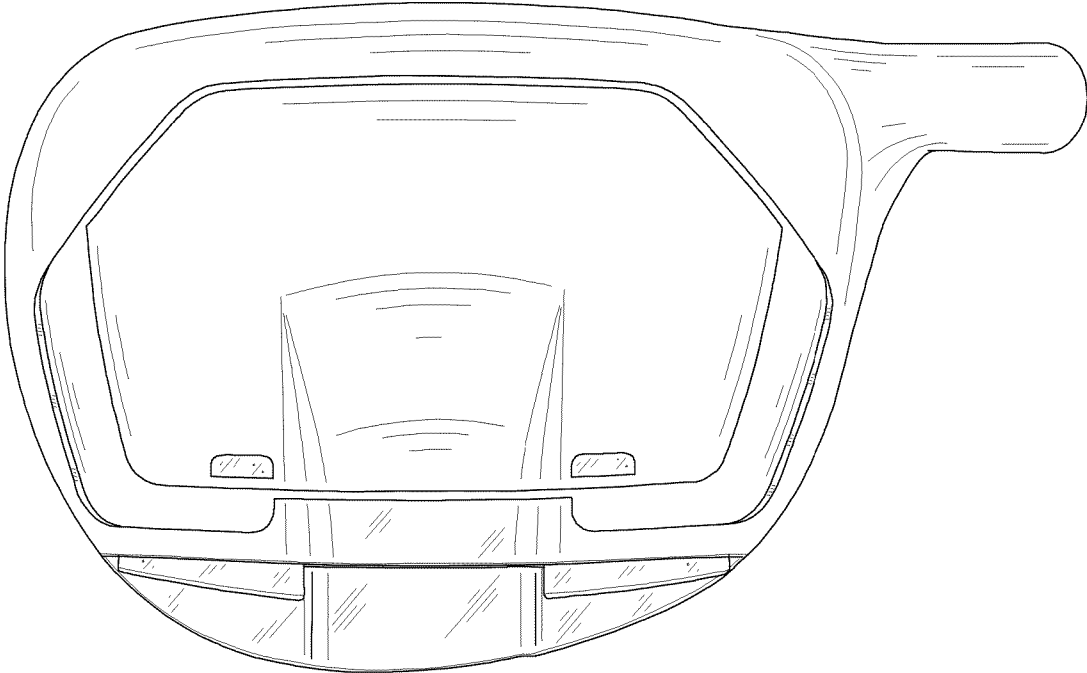


Fig. 4

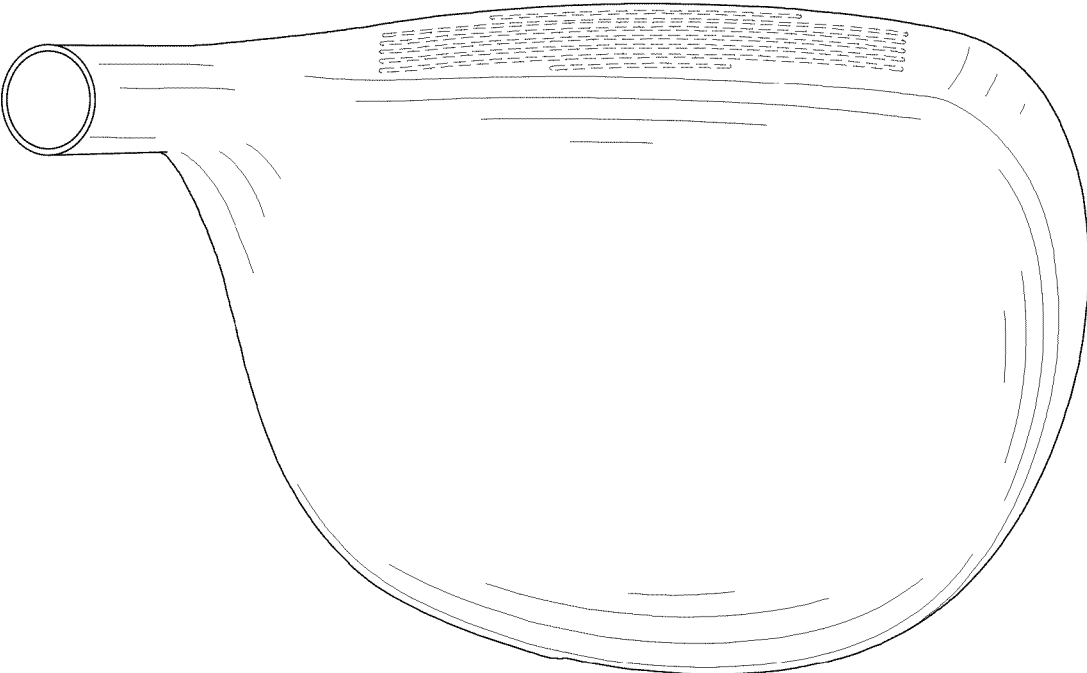


Fig. 5

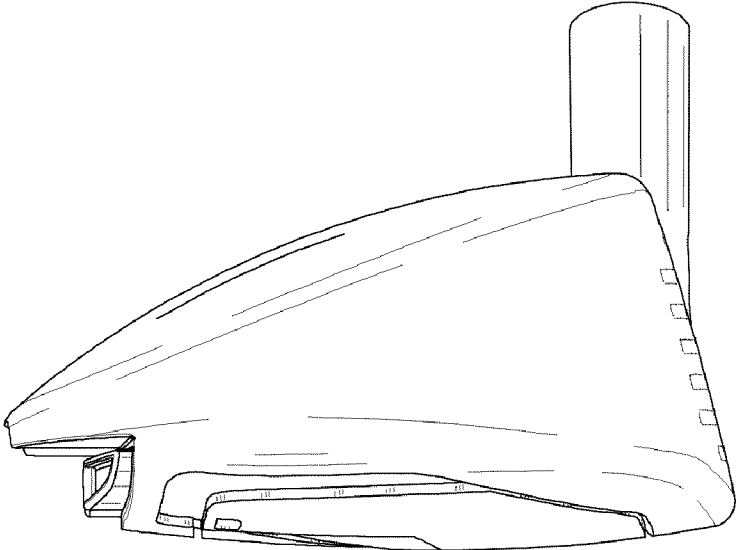


Fig. 6

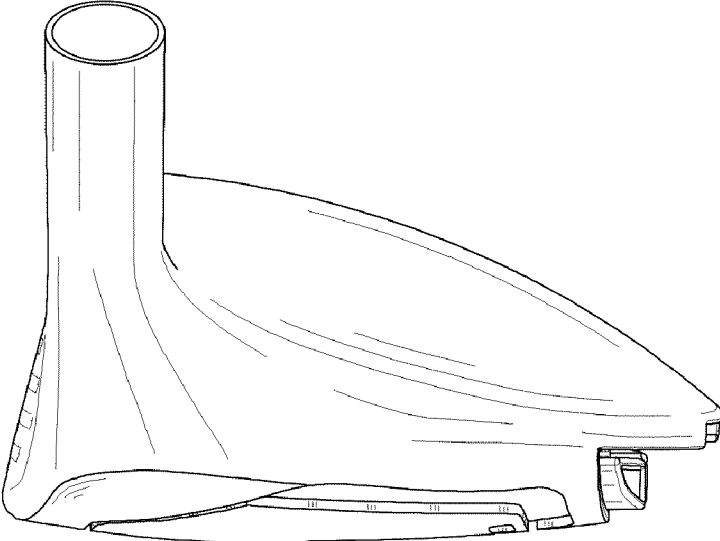


Fig. 7