



US00D596251S

(12) **United States Design Patent**
Guerrette et al.

(10) **Patent No.:** **US D596,251 S**
(45) **Date of Patent:** **** Jul. 14, 2009**

(54) **IRON TYPE GOLF CLUB HEAD**

D579,996 S * 11/2008 Gilbert et al. D21/747
D584,370 S * 1/2009 Cleveland et al. D21/747

(75) Inventors: **Michael Guerrette**, Fairview, TX (US);
Michael R. Pinto, Plano, TX (US); **John Ruggiero**, McKinney, TX (US); **Nathan Tierney**, Plano, TX (US)

* cited by examiner

Primary Examiner—Mitchell I Siegel
(74) *Attorney, Agent, or Firm*—David J. Dawsey, P.E., Esq.;
Michael J. Gallagher, Esq.; Gallagher & Dawsey Co., L.P.A.

(73) Assignee: **Adams Golf IP, L.P.**, Plano, TX (US)

(57) **CLAIM**

(**) Term: **14 Years**

We claim the ornamental design for an iron type golf club head, as shown and described.

(21) Appl. No.: **29/317,617**

(22) Filed: **May 2, 2008**

DESCRIPTION

(51) **LOC (9) Cl.** **21-02**

FIG. 1 is an isometric view of an iron type golf club head showing our new design;

(52) **U.S. Cl.** **D21/747**

FIG. 2 is a rear elevation view thereof;

(58) **Field of Classification Search** D21/747-751;
473/324-331, 350

FIG. 3 is a front elevation view thereof;

See application file for complete search history.

FIG. 4 is a bottom plan view thereof;

(56) **References Cited**

U.S. PATENT DOCUMENTS

D300,547 S * 4/1989 Kobayashi D21/748
D534,609 S * 1/2007 Gilbert et al. D21/759
D540,901 S * 4/2007 Gilbert et al. D21/759
D541,363 S * 4/2007 Gilbert et al. D21/759
D556,848 S * 12/2007 Ruggiero et al. D21/759

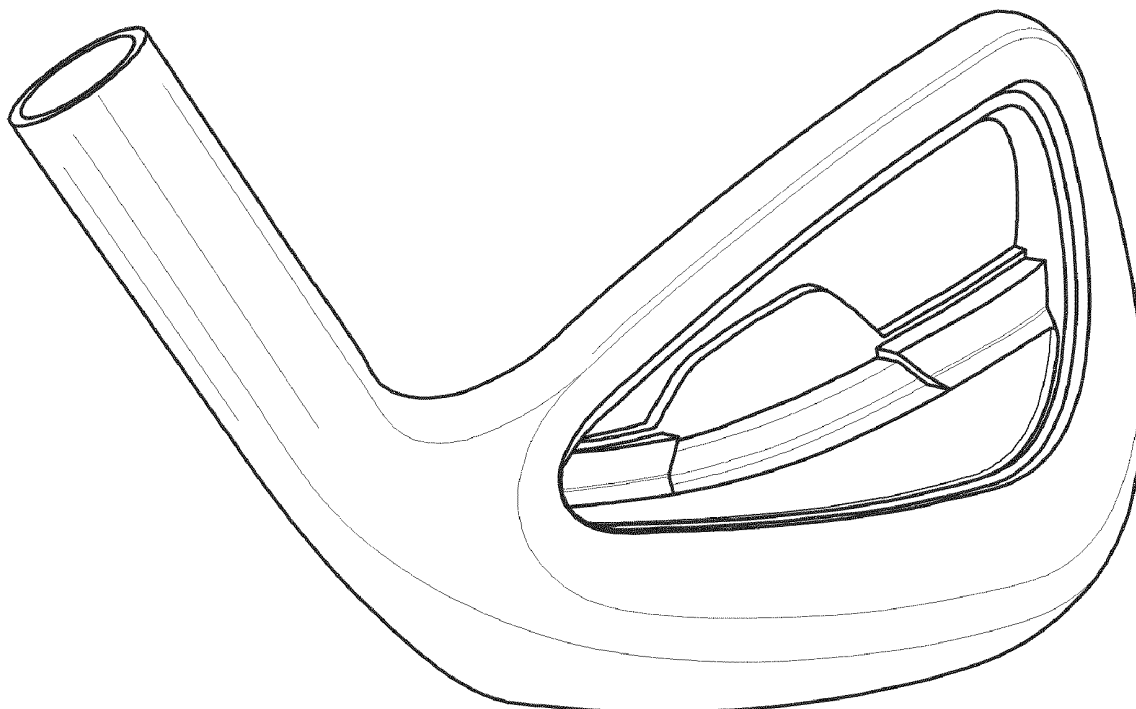
FIG. 5 is a top plan view thereof;

FIG. 6 is a toe side elevation view thereof; and,

FIG. 7 is a heel side elevation view thereof.

The broken lines are for illustrative purposes only and form no part of the claimed invention.

1 Claim, 4 Drawing Sheets



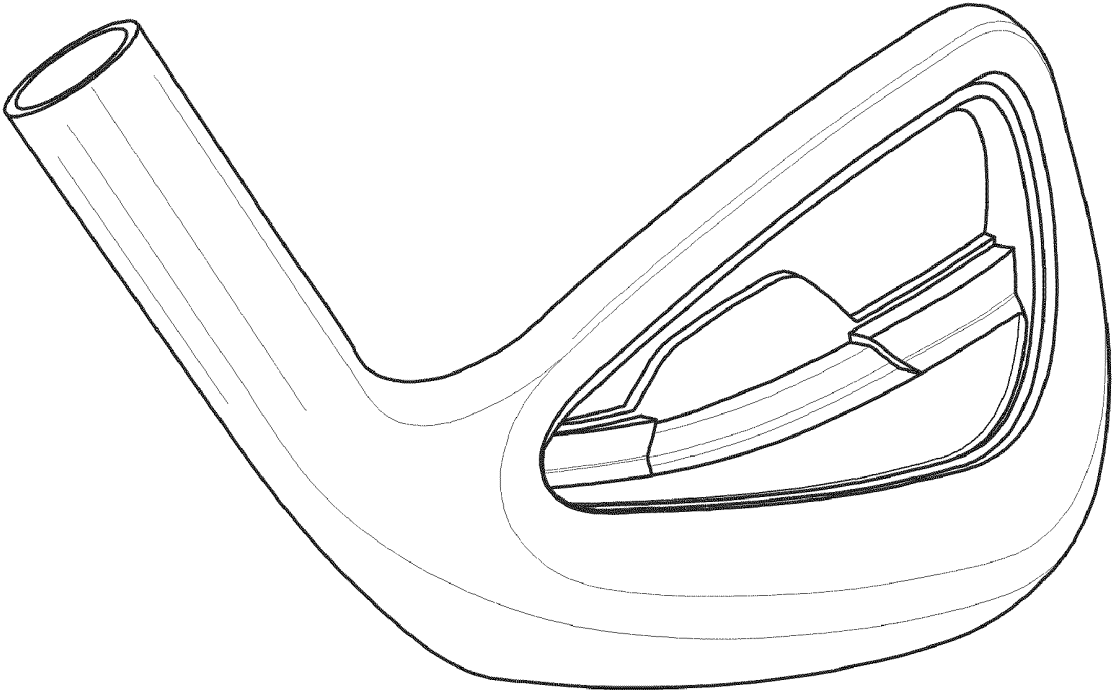


Fig. 1

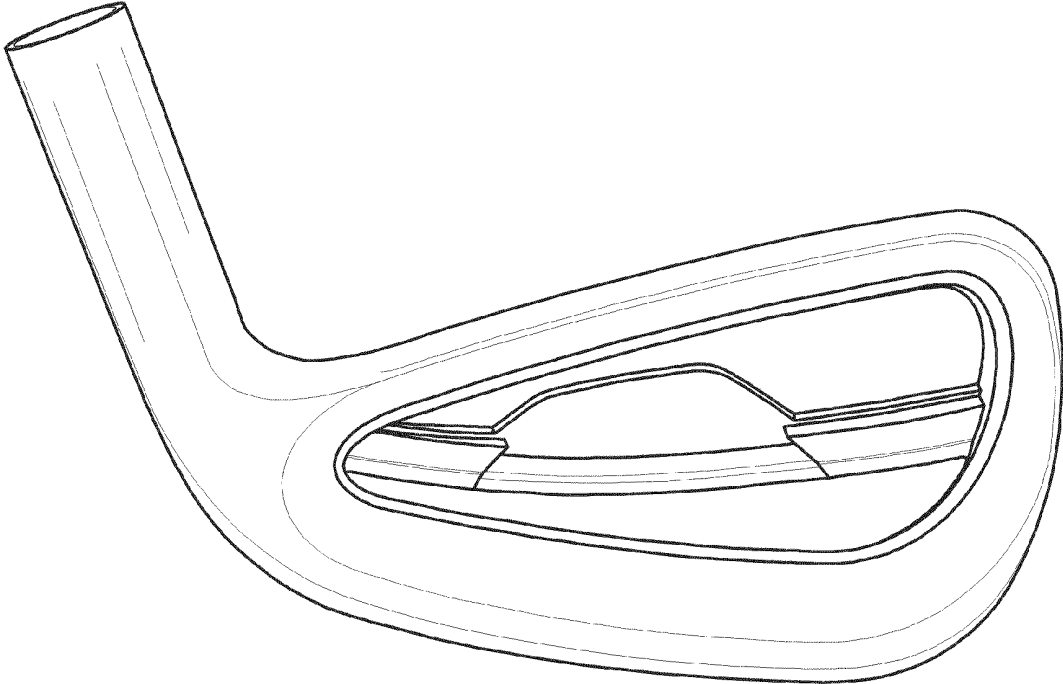


Fig. 2

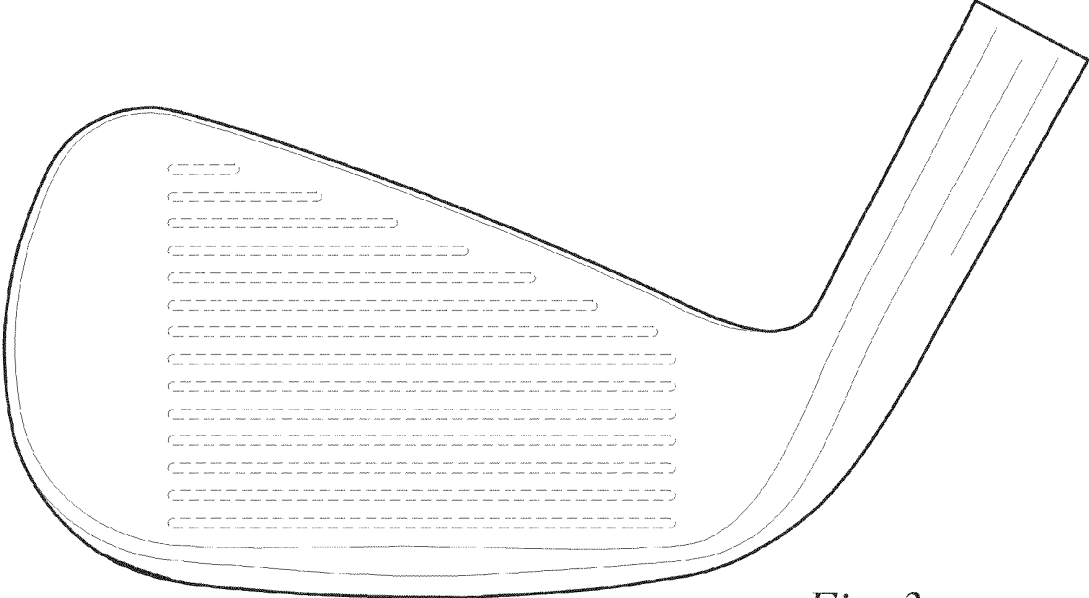


Fig. 3

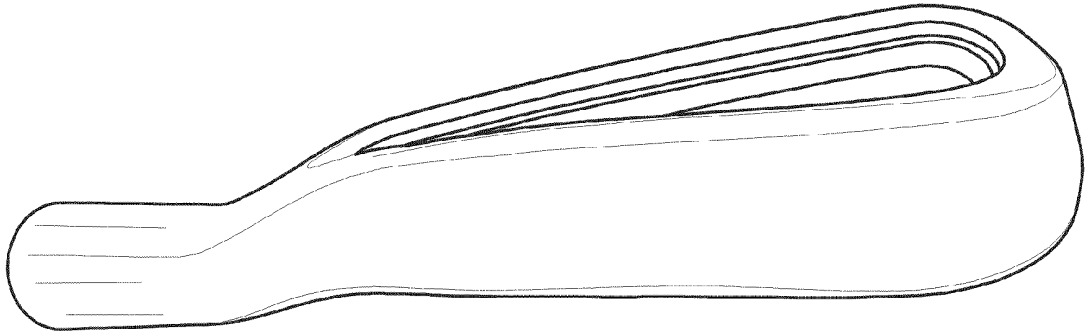


Fig. 4

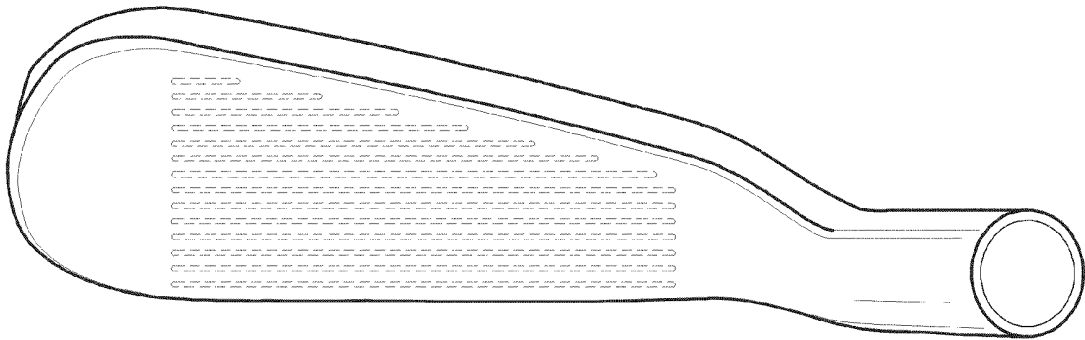


Fig. 5

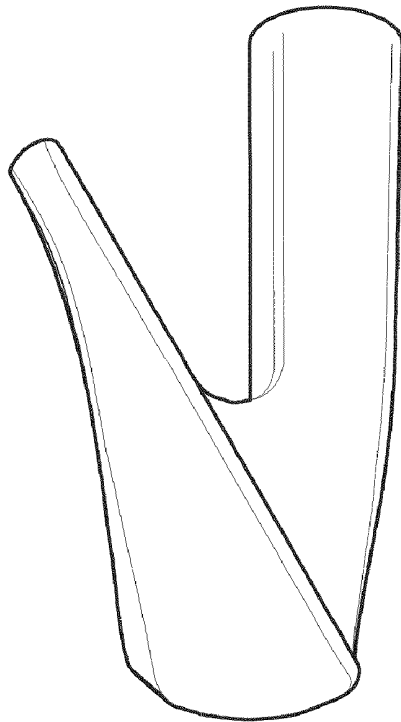


Fig. 6



Fig. 7