



US00D631119S

(12) **United States Design Patent**
Albertsen et al.

(10) **Patent No.:** **US D631,119 S**

(45) **Date of Patent:** **** *Jan. 18, 2011**

(54) **CROWN CHANNEL FOR GOLF CLUB HEAD**

(75) Inventors: **Jeffery J. Albertsen**, Plano, TX (US);
Michael Scott Burnett, McKinney, TX (US)

(73) Assignee: **Adams Golf IP, LP**, Plano, TX (US)

(*) Notice: This patent is subject to a terminal disclaimer.

(**) Term: **14 Years**

(21) Appl. No.: **29/355,251**

(22) Filed: **Feb. 4, 2010**

(51) **LOC (9) Cl.** **21-02**

(52) **U.S. Cl.** **D21/759**

(58) **Field of Classification Search** D21/733,
D21/752, 759; 473/324–331, 343–346

See application file for complete search history.

(56) **References Cited**

U.S. PATENT DOCUMENTS

- D285,473 S 9/1986 Flood
- D307,455 S * 4/1990 Boone D21/744
- D307,617 S * 5/1990 Boone D21/744
- D323,035 S 1/1992 Yang
- D331,087 S * 11/1992 Fenton D21/744
- D340,753 S * 10/1993 Miesch D21/743
- D349,142 S * 7/1994 Boone D21/743
- D350,581 S * 9/1994 Boone D21/743
- D350,583 S * 9/1994 Boone D21/743
- D366,508 S * 1/1996 Hutin D21/752
- D372,512 S 8/1996 Simmons
- D377,509 S 1/1997 Katayama
- D381,726 S * 7/1997 Sugo D21/745
- D382,612 S 8/1997 Oyer
- D388,143 S * 12/1997 Huan-Chiang D21/745
- D394,688 S 5/1998 Fox
- 5,749,795 A 5/1998 Schmidt
- D397,750 S 9/1998 Frazetta
- D398,353 S * 9/1998 Wooten D21/742
- D403,037 S 12/1998 Stone

- D405,488 S 2/1999 Burrows
- D413,952 S 9/1999 Oyer
- D415,227 S * 10/1999 Heilker D21/743
- D434,094 S * 11/2000 Miyashita D21/744
- 6,348,013 B1 2/2002 Kosmatka
- D482,089 S 11/2003 Burrows
- D482,090 S 11/2003 Burrows
- D482,420 S 11/2003 Burrows
- D484,208 S 12/2003 Burrows
- 6,676,536 B1 1/2004 Jacobson

(Continued)

FOREIGN PATENT DOCUMENTS

JP 01091876 A2 4/1989

(Continued)

Primary Examiner—Mitchell I Siegel
(74) *Attorney, Agent, or Firm*—Gallagher & Dawsey Co., LPA; Michael J. Gallagher; David J. Dawsey

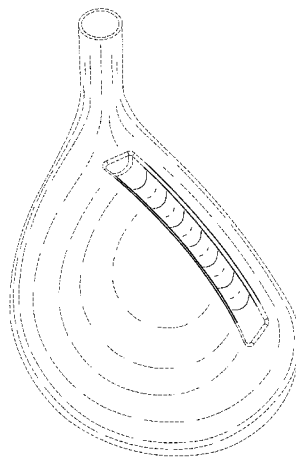
(57) **CLAIM**

We claim the ornamental design for a crown channel for golf club head, as shown and described.

DESCRIPTION

FIG. 1 is an isometric view of a crown channel for golf club head showing our new design;
FIG. 2 is a rear elevation view thereof;
FIG. 3 is a top plan view thereof;
FIG. 4 is a heel side elevation view thereof; and,
FIG. 5 is a toe side elevation view thereof.

1 Claim, 3 Drawing Sheets



US D631,119 S

Page 2

U.S. PATENT DOCUMENTS

D486,542 S	2/2004	Burrows	
6,783,465 B2	8/2004	Matsunaga	
D501,036 S	1/2005	Burrows	
D501,234 S *	1/2005	Cheng	D21/743
D501,523 S	2/2005	Dogan	
D501,903 S	2/2005	Tanaka	
D504,478 S	4/2005	Burrows	
D506,236 S	6/2005	Evans	
D507,613 S *	7/2005	Baiocchi	D21/742
D508,274 S	8/2005	Burrows	
D509,273 S *	9/2005	Morris et al.	D21/742
D520,585 S	5/2006	Hasebe	
D523,104 S	6/2006	Hasebe	
7,156,750 B2	1/2007	Nishitani	
D536,402 S	2/2007	Kawami	
7,211,006 B2	5/2007	Chang	
7,250,007 B2	7/2007	Lu	
D550,795 S *	9/2007	Tateno	D21/744
D552,701 S	10/2007	Ruggiero	
7,294,064 B2	11/2007	Tsurumaki	
D560,263 S *	1/2008	Rubino	D21/759
D561,286 S	2/2008	Morales	
7,354,355 B2	4/2008	Tavares	
D577,090 S	9/2008	Pergande	
D579,507 S	10/2008	Llewellyn et al.	
D584,784 S	1/2009	Barez	
D588,223 S	3/2009	Kuan	
D588,658 S *	3/2009	De La Cruz et al.	D21/746
7,500,924 B2	3/2009	Yokota	
D592,723 S	5/2009	Chau	
D600,767 S	9/2009	Horacek	
7,582,024 B2	9/2009	Shear	
D603,923 S *	11/2009	Llewellyn et al.	D21/759
D604,784 S	11/2009	Horacek	
D611,554 S *	3/2010	Llewellyn et al.	D21/759
D622,795 S *	8/2010	Furutate	D21/759
2002/0183134 A1	12/2002	Allen	
2003/0176238 A1	9/2003	Galloway	
2004/0192463 A1	9/2004	Tsurumaki	
2005/0049081 A1	3/2005	Boone	
2006/0073910 A1	4/2006	Imamoto	
2006/0084525 A1	4/2006	Imamoto	
2007/0026961 A1	2/2007	Hou	
2007/0082751 A1	4/2007	Lo	
2007/0117648 A1	5/2007	Yokota	
2010/0029404 A1	2/2010	Shear	

FOREIGN PATENT DOCUMENTS

JP	4180778 A2	6/1992
JP	11-155982	6/1999
JP	2004-351054	12/2004

* cited by examiner

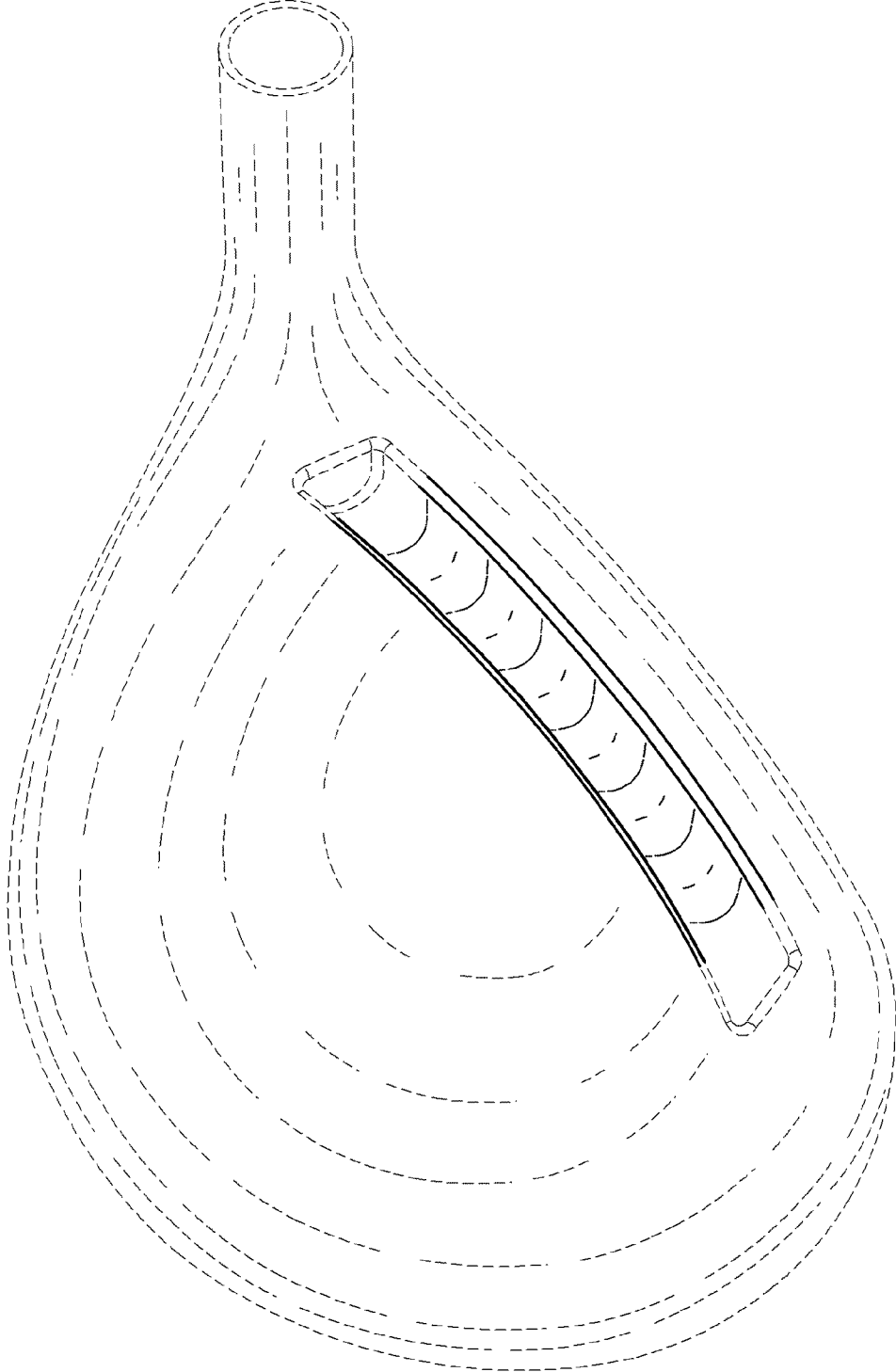


Fig. 1




Fig. 2

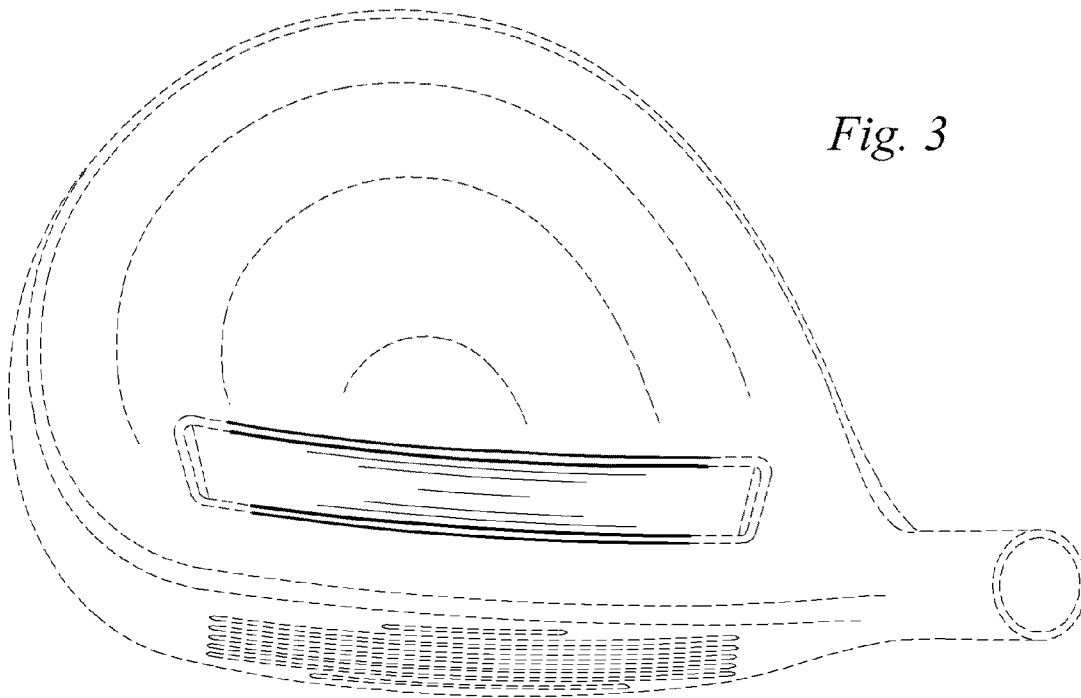


Fig. 3

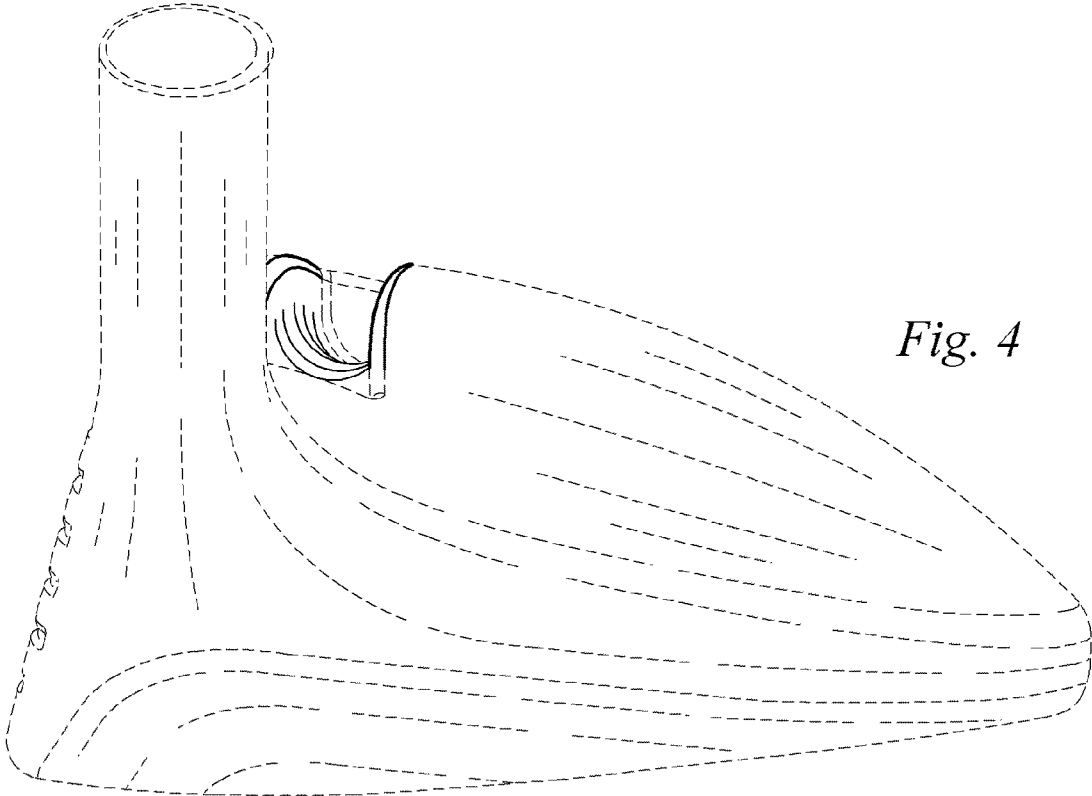


Fig. 4

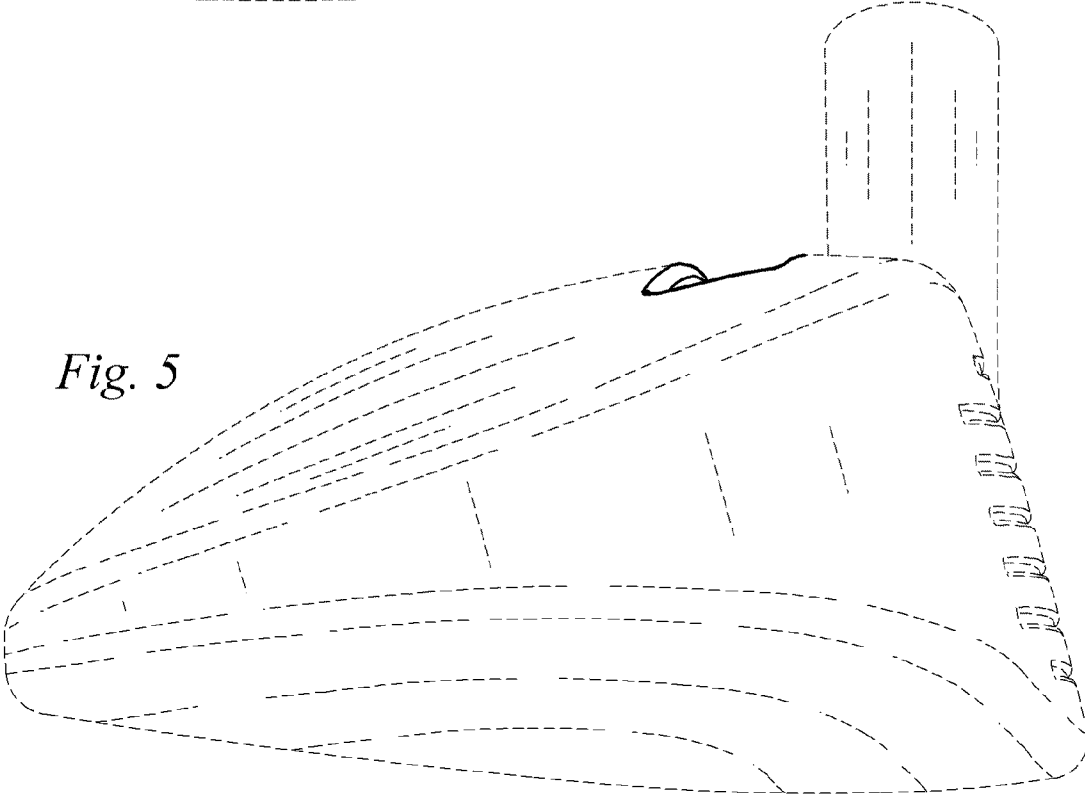


Fig. 5