



US00D665192S

(12) **United States Design Patent**  
**Zealer**

(10) **Patent No.:** **US D665,192 S**

(45) **Date of Patent:** **\*\* \*Aug. 14, 2012**

(54) **VIDEO CD CASE**

(76) Inventor: **Carl Zealer**, Reynoldsburg, OH (US)

(\* ) Notice: This patent is subject to a terminal disclaimer.

(\*\* ) Term: **14 Years**

(21) Appl. No.: **29/377,723**

(22) Filed: **Oct. 25, 2010**

(51) **LOC (9) Cl.** ..... **06-04**

(52) **U.S. Cl.** ..... **D6/432**

(58) **Field of Classification Search** ..... D3/201,  
D3/218, 272-273, 276, 905; D6/407, 626-635;  
D9/337, 445, 454; D19/26-27, 65, 75-77;  
206/232, 307.1, 308.1, 308.3, 309-313; 312/9.57,  
312/902, 9.9, 9.48, 9.55, 9.64, 9.47  
See application file for complete search history.

D557,546 S *	12/2007	Gelardi et al. ....	D6/634
D558,503 S *	1/2008	Hurley .....	D6/635
D575,506 S *	8/2008	Huang .....	D3/247
D586,602 S *	2/2009	Sankey et al. ....	D6/632
D615,078 S *	5/2010	Bradley .....	D14/250
D619,454 S *	7/2010	Fluegel et al. ....	D9/423
D619,805 S *	7/2010	Leung .....	D3/238
D620,976 S *	8/2010	Dietrich .....	D19/27
D637,648 S *	5/2011	Ringl .....	D19/86
D642,414 S *	8/2011	Wynalda et al. ....	D6/627
D642,615 S *	8/2011	Naimi .....	D19/26
D645,735 S *	9/2011	Clark et al. ....	D9/423
D648,970 S *	11/2011	Zealer .....	D6/632

\* cited by examiner

*Primary Examiner* — Kelley Donnelly

(74) *Attorney, Agent, or Firm* — Michael J. Gallagher;  
David J. Dawsey; Gallagher & Dawsey Co., LPA

(57) **CLAIM**

I claim the ornamental design for a video CD case, as shown and described.

(56) **References Cited**


U.S. PATENT DOCUMENTS


D222,819 S *	1/1972	Del Corno et al. ....	D6/632
5,248,037 A *	9/1993	Kornberg et al. ....	206/457
D351,829 S *	10/1994	Maines .....	D14/483
D365,482 S *	12/1995	Larimore .....	D6/518
D371,268 S *	7/1996	Johansson .....	D6/626
D386,931 S *	12/1997	Nemeth .....	D6/629
D416,706 S *	11/1999	Johnson, Jr. ....	D6/407
6,082,581 A *	7/2000	Anderson et al. ....	221/232
6,155,410 A *	12/2000	Davis .....	206/39.5
D452,762 S *	1/2002	Lee .....	D2/632
D499,972 S *	12/2004	van de Wiel et al. ....	D10/92
D502,041 S *	2/2005	Wynalda et al. ....	D6/632
D518,673 S *	4/2006	Milstein .....	D6/627
D531,075 S *	10/2006	Vantine .....	D10/92

**DESCRIPTION**

FIG. 1 is an isometric view of a video CD case showing my new design; and  
FIG. 2 is a front elevation view thereof;  
FIG. 3 is a rear elevation view thereof;  
FIG. 4 is a left side elevation view thereof;  
FIG. 5 is a right side elevation view thereof;  
FIG. 6 is a top plan view thereof; and,  
FIG. 7 is a bottom plan view thereof.  
The broken lines showing in FIGS. 1, 2, 4, 5, 6, and 7 are for the purpose of illustrating the environment of the design only and form no part of the claimed design.

**1 Claim, 5 Drawing Sheets**





*Fig. 1*

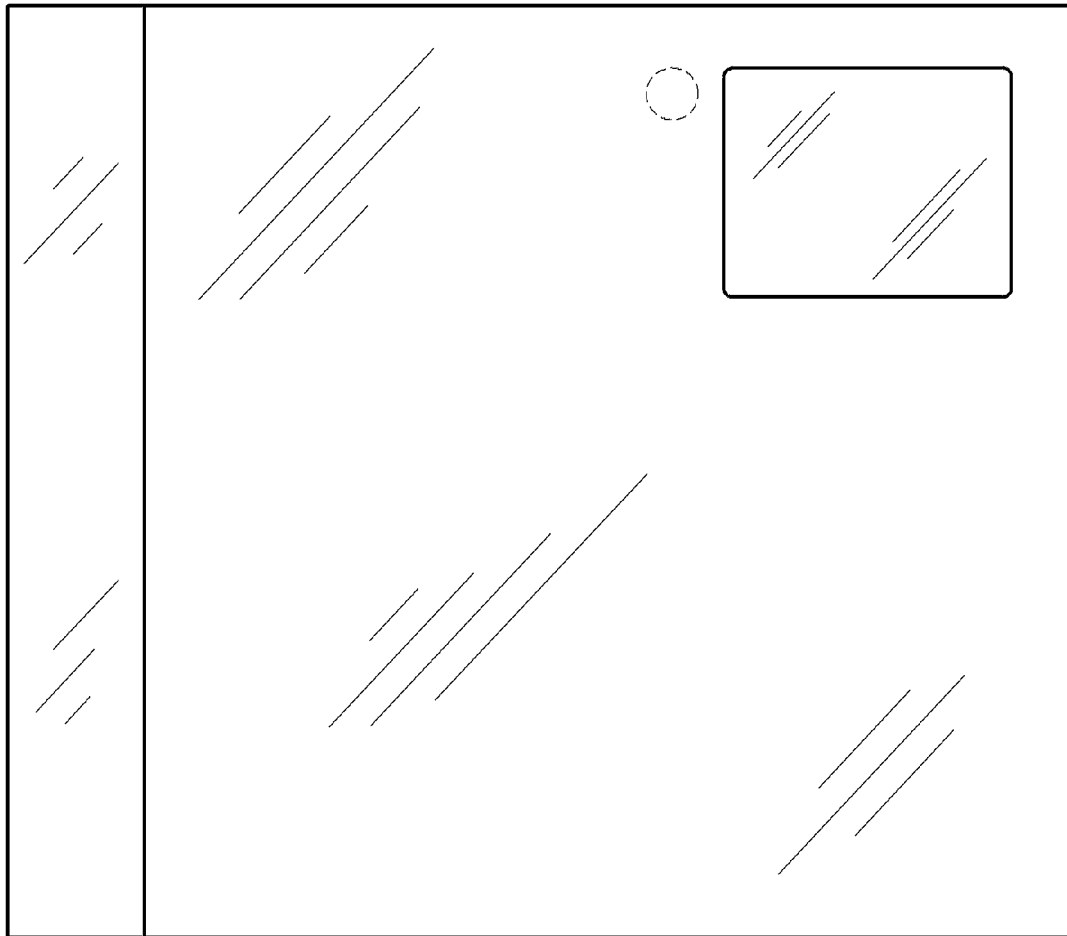
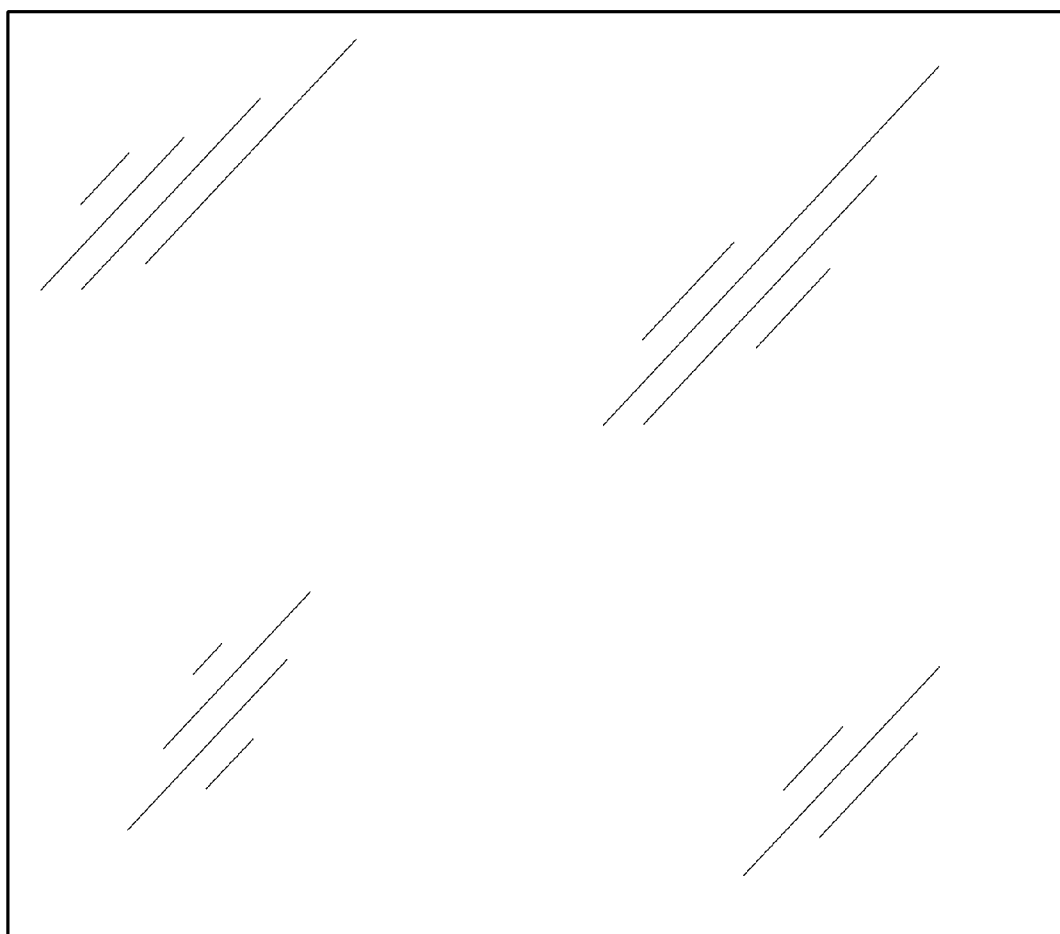



Fig. 2




*Fig. 3*



*Fig. 4*



*Fig. 5*



*Fig. 6*



*Fig. 7*