



US00D703262S

(12) **United States Design Patent**
Lochen

(10) **Patent No.:** **US D703,262 S**

(45) **Date of Patent:** **** Apr. 22, 2014**

(54) **HOCKEY PUCK THEMED HAND CLAP MARACA**

D444,168 S * 6/2001 Plake D17/22
D689,121 S * 9/2013 Lochen D17/10
D689,125 S * 9/2013 Lochen D17/10

(76) Inventor: **Romain Emmanuel Lochen**, Congenies (FR)

* cited by examiner

(**) Term: **14 Years**

Primary Examiner — Rashida Johnson

(74) *Attorney, Agent, or Firm* — Michael J. Gallagher; David J. Dawsey; Gallagher & Dawsey Co., LPA

(21) Appl. No.: **29/429,946**

(57) **CLAIM**

I claim the ornamental design for a hockey puck themed hand clap maraca, as shown and described.

(22) Filed: **Aug. 20, 2012**

DESCRIPTION

(51) **LOC (10) Cl.** **17-04**

(52) **U.S. Cl.**
USPC **D17/22**

(58) **Field of Classification Search**
USPC D17/22, 99; 84/402-404; D21/405, D21/406; 446/419, 421, 422
See application file for complete search history.

FIG. 1 is a perspective view of a hockey puck themed hand clap maraca in a percussion position, showing my new design;

FIG. 2 is a perspective view in a non-percussion position thereof;

FIG. 3 is a left side elevation view of FIG. 1;

FIG. 4 is a right side elevation view thereof;

FIG. 5 is a front elevation view thereof;

FIG. 6 is a back elevation view thereof;

FIG. 7 is a top plan view thereof; and,

FIG. 8 is a bottom plan elevation thereof.

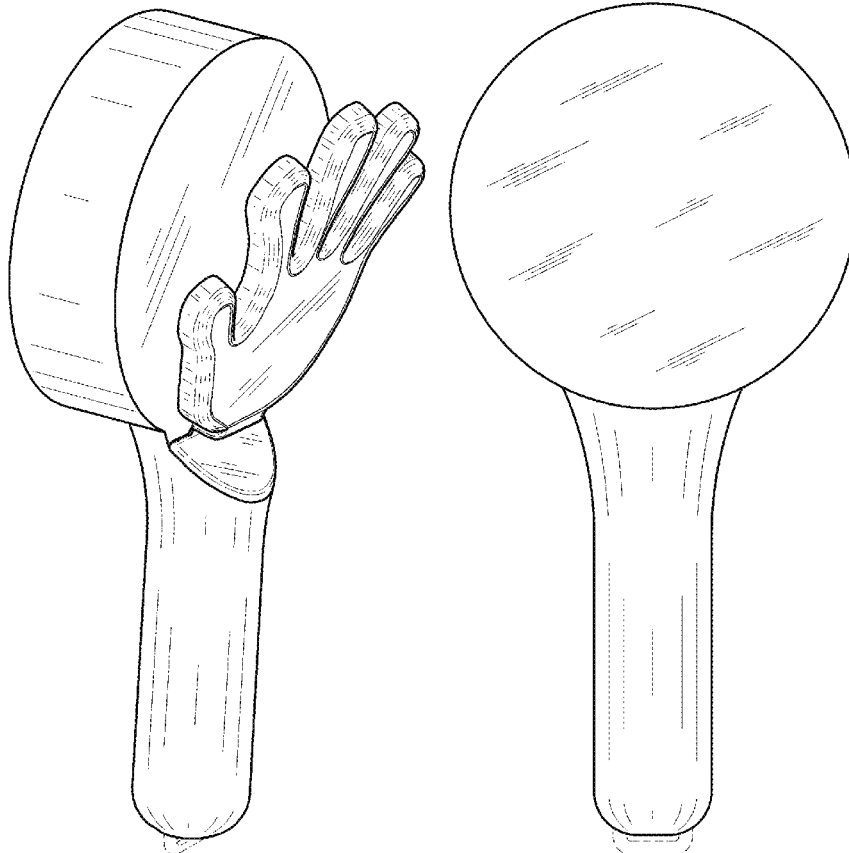
The broken lines shown throughout the views represent the portions of the hockey puck themed hand clap maraca, which form no part of the claimed design.

(56) **References Cited**

U.S. PATENT DOCUMENTS

4,269,104	A	*	5/1981	Cantos, Jr.	84/330
D312,844	S	*	12/1990	Jones	D21/406
4,976,651	A	*	12/1990	Frank	446/421
D318,695	S	*	7/1991	Rosa	D21/405
D373,150	S	*	8/1996	Zaksenberg	D21/405
D391,308	S	*	2/1998	Rapp	D21/405
D405,461	S	*	2/1999	Excellente	D17/99

1 Claim, 4 Drawing Sheets



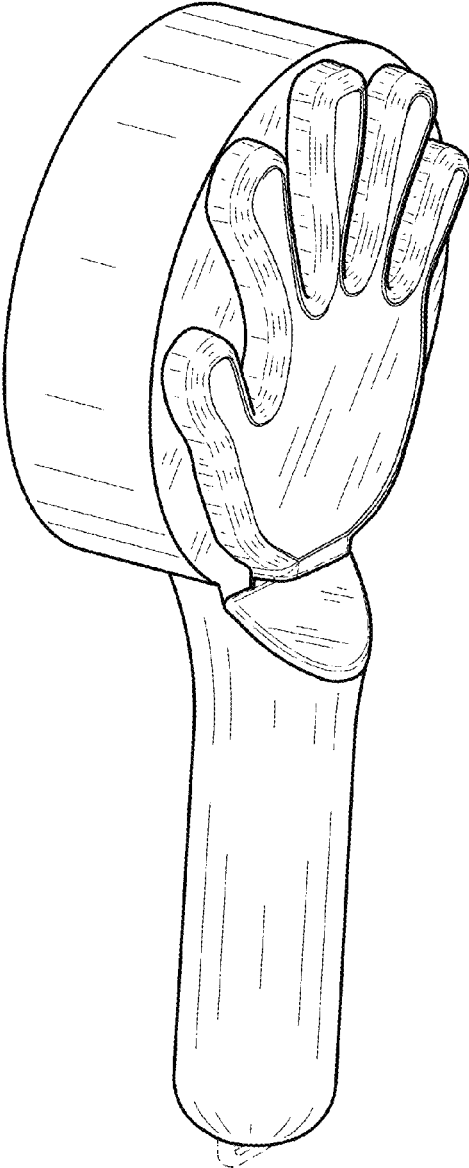


Fig. 1

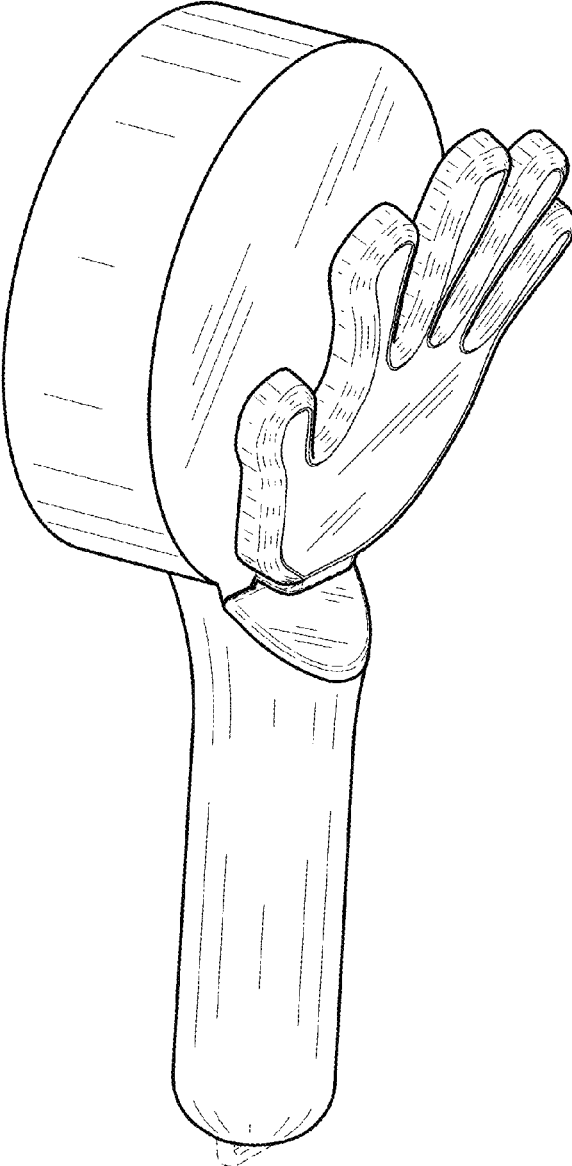


Fig. 2

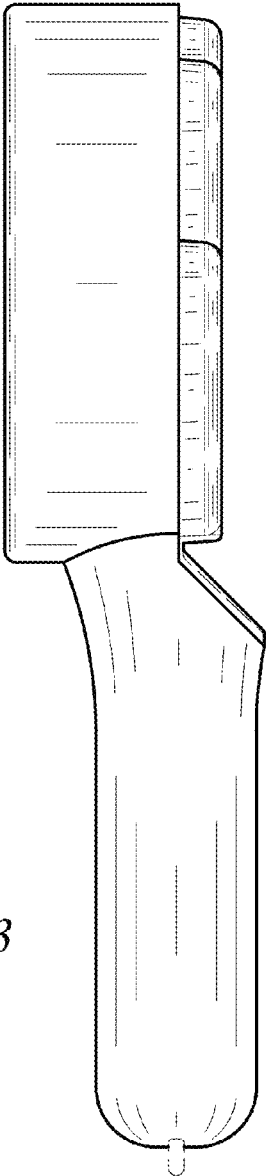


Fig. 3

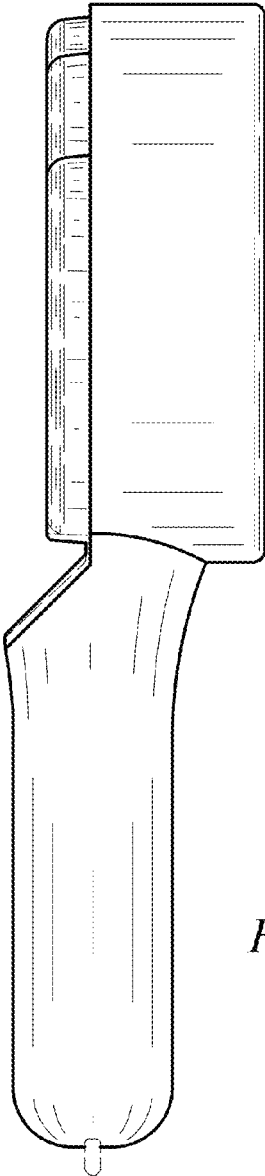


Fig. 4

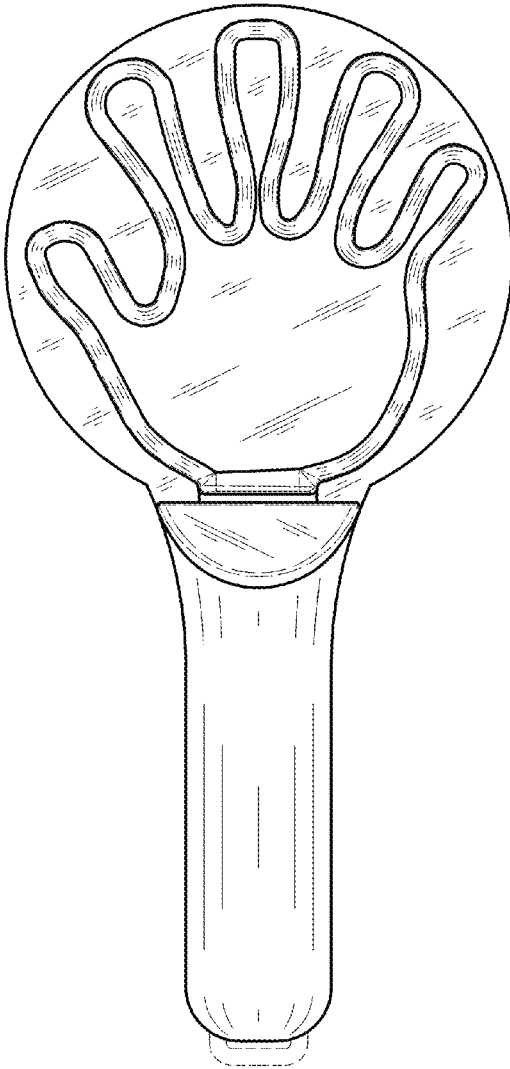


Fig. 5

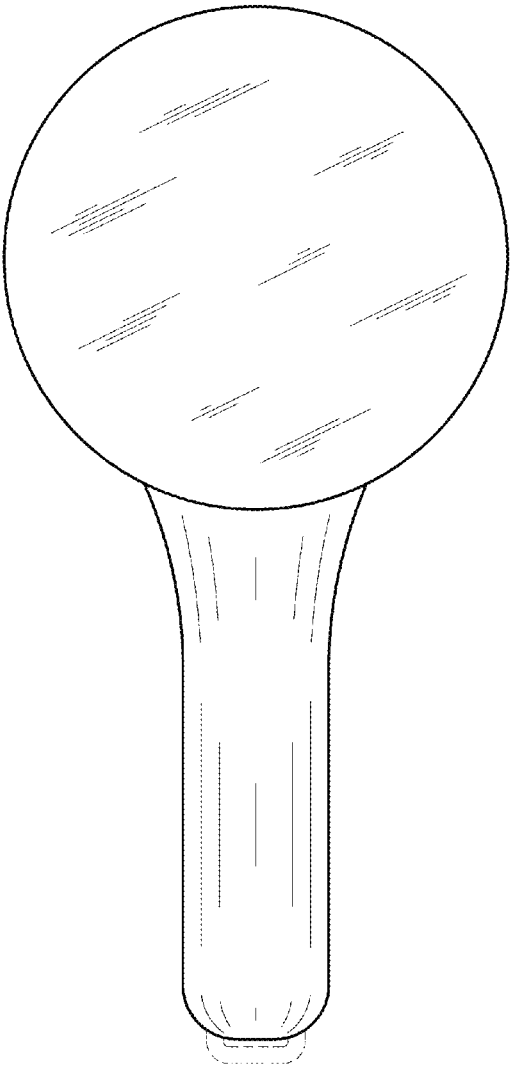


Fig. 6

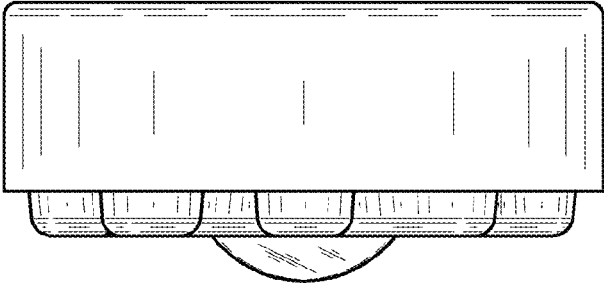


Fig. 7

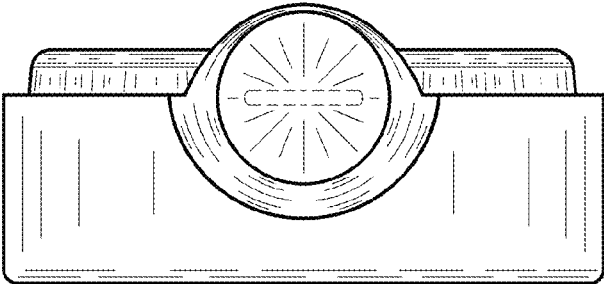


Fig. 8