



US00D606802S

(12) **United States Design Patent**  
**Kirk**

(10) **Patent No.:** **US D606,802 S**

(45) **Date of Patent:** **\*\* Dec. 29, 2009**

(54) **FISH THEMED BAKING PAN**  
(75) Inventor: **Melinda Kirk**, Fort Mitchell, KY (US)  
(73) Assignee: **Lucky Paws, LLC**, Covington, KY (US)  
(\*\*) Term: **14 Years**

D439,153 S \* 3/2001 Davis ..... D9/606  
D455,145 S \* 4/2002 Williams ..... D14/232  
D471,103 S \* 3/2003 Watson ..... D9/433  
D480,597 S \* 10/2003 Kunat et al. .... D7/354  
D490,911 S \* 6/2004 Cox ..... D25/112  
D506,556 S \* 6/2005 Giusti ..... D25/112  
D547,595 S \* 7/2007 Bowen et al. .... D7/354

(21) Appl. No.: **29/342,095**  
(22) Filed: **Aug. 18, 2009**

\* cited by examiner

*Primary Examiner*—Caron Veynar  
*Assistant Examiner*—Ricky Pham

(51) **LOC (9) Cl.** ..... **07-02**  
(52) **U.S. Cl.** ..... **D7/354**  
(58) **Field of Classification Search** ..... D6/601,  
D6/518; D7/323, 354–361, 409, 417, 505,  
D7/513, 540–548, 550.1, 551.1, 552.1, 553.1,  
D7/553.4–553.8, 554.3, 555, 584, 586, 602,  
D7/605, 611, 672, 698; D9/414, 420–434,  
D9/446–447, 456, 606, 643, 745, 756; D14/232;  
D23/261; D25/112; 99/324, 339, 340, 422–426,  
99/428; 206/525; 220/573.1–573.4, 672–675,  
220/769, 912; 229/200; 249/117, 119, 122–127,  
249/155–156, 160

(74) *Attorney, Agent, or Firm*—Gallagher & Dawsey Co.,  
LPA; Michael J. Gallagher; David J. Dawsey

See application file for complete search history.

(57) **CLAIM**

I claim the ornamental design for a fish themed baking pan, as shown and described.

(56) **References Cited**

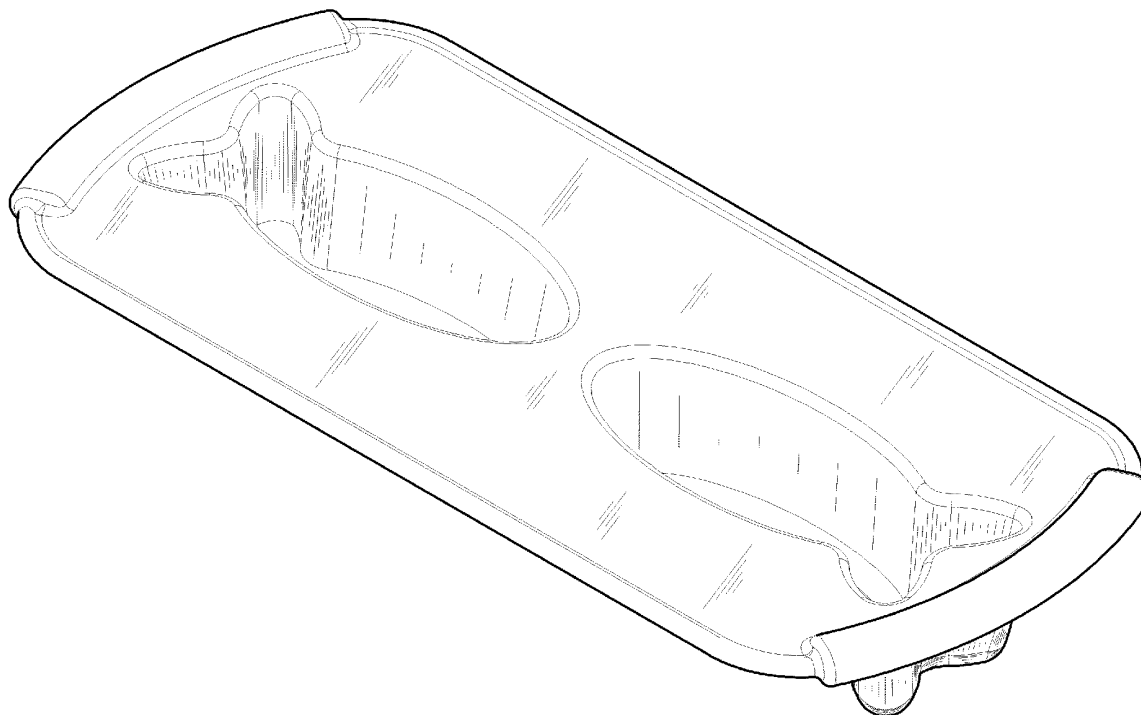
**U.S. PATENT DOCUMENTS**

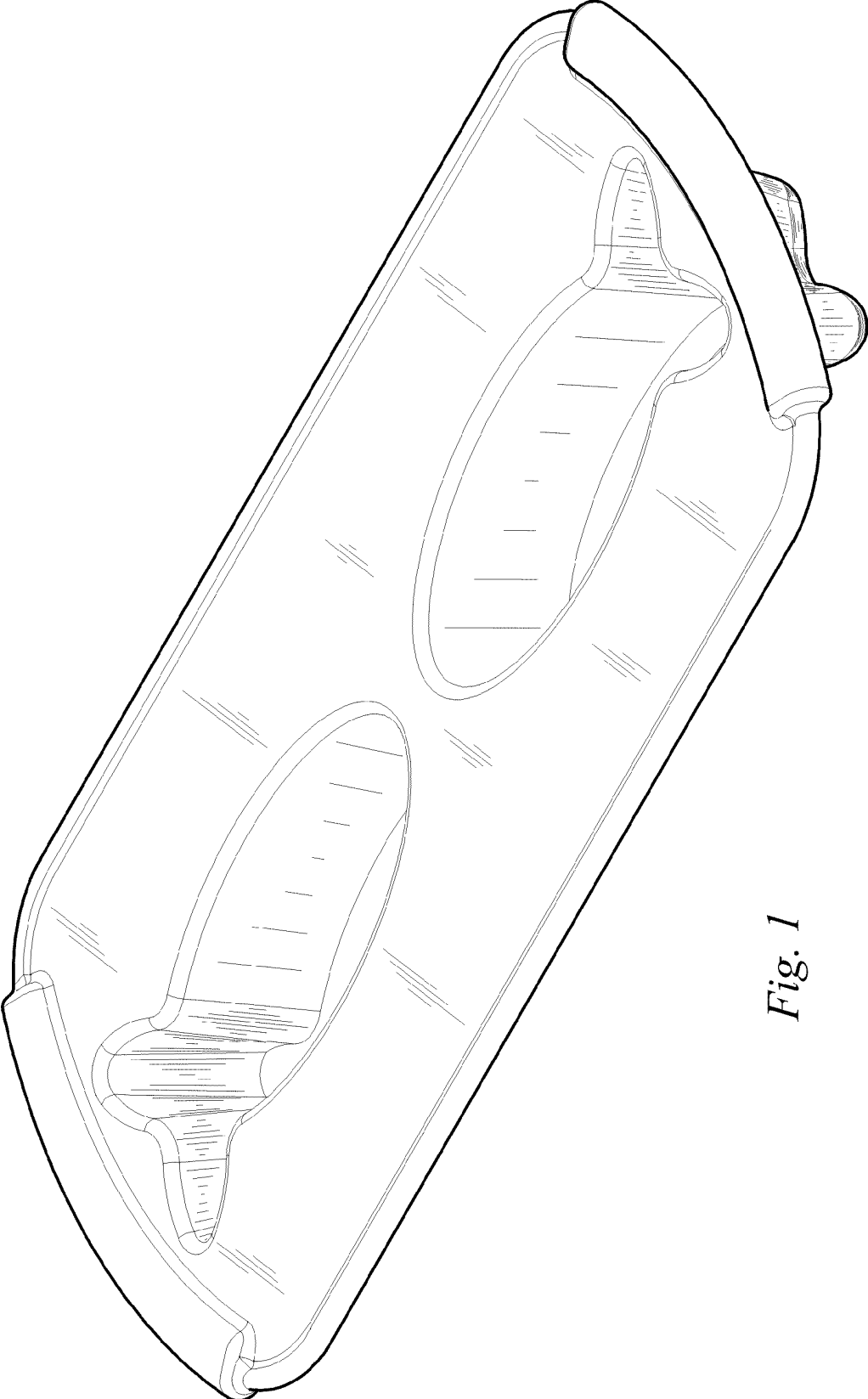
764,496 A \* 7/1904 Overton ..... 99/425  
782,895 A \* 2/1905 Breeding ..... 99/422  
D260,281 S \* 8/1981 Rist ..... D6/601  
D418,209 S \* 12/1999 Mauk ..... D23/261

**DESCRIPTION**

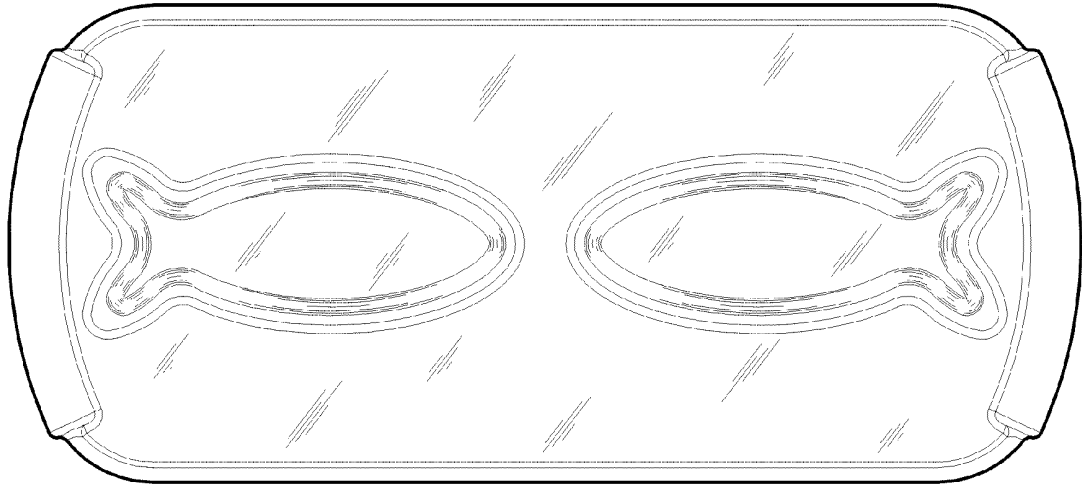
FIG. 1 is an isometric view of a fish themed baking pan showing my new design;  
FIG. 2 is a top plan view thereof;  
FIG. 3 is a bottom plan view thereof;  
FIG. 4 is a left side elevation view thereof;  
FIG. 5 is a right side elevation view thereof;  
FIG. 6 is a front elevation view thereof; and,  
FIG. 7 is a rear elevation view thereof.

**1 Claim, 4 Drawing Sheets**

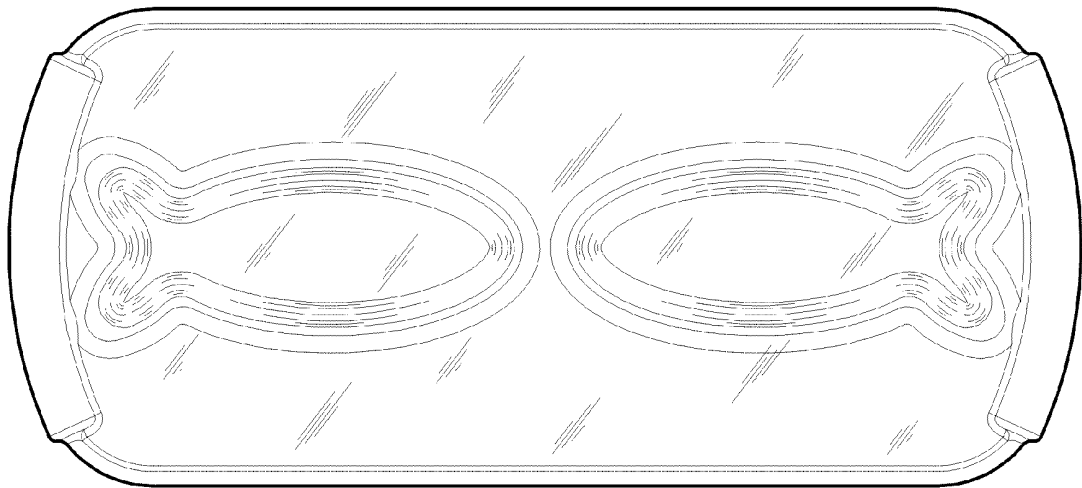




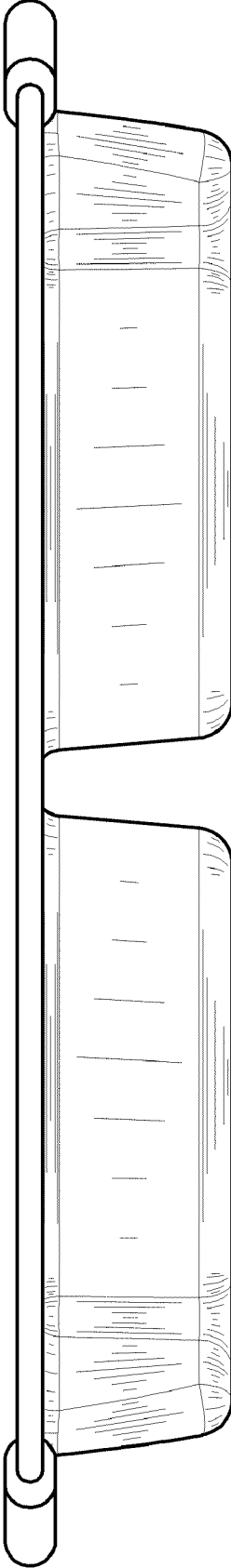
*Fig. 1*



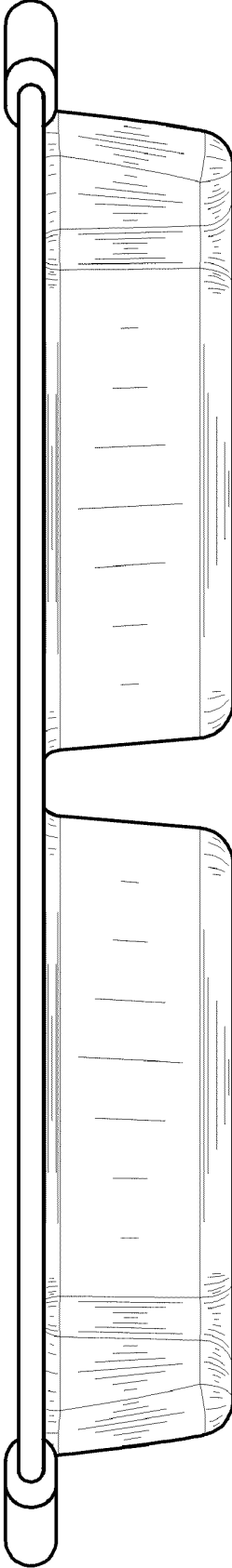
*Fig. 2*



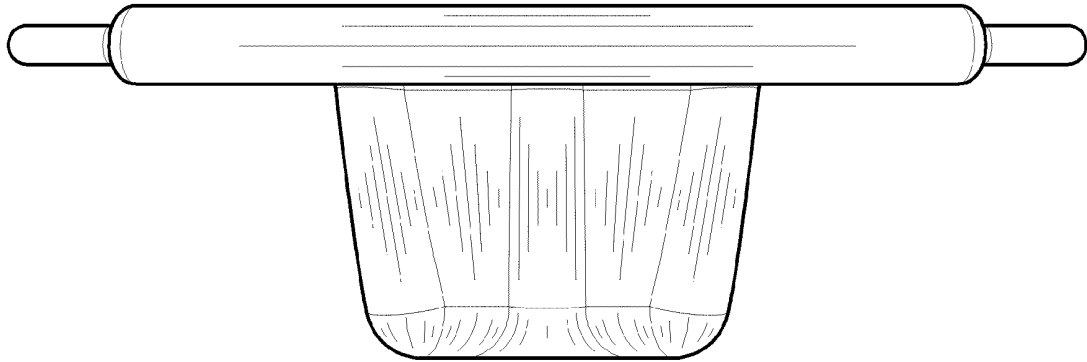
*Fig. 3*



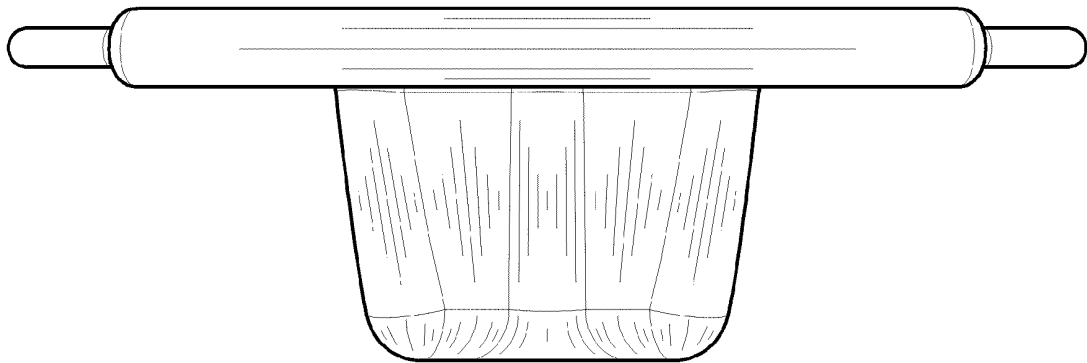
*Fig. 4*



*Fig. 5*



*Fig. 6*



*Fig. 7*