



US00D718527S

(12) **United States Design Patent**  
**Enes**

(10) **Patent No.:** **US D718,527 S**  
(45) **Date of Patent:** **\*\* Dec. 2, 2014**

- (54) **WHEELED TRAVEL CASE**
- (71) Applicant: **Eric W. Reimers**, Missoula, MT (US)
- (72) Inventor: **Seth McKindra Enes**, Missoula, MT (US)
- (73) Assignee: **Eric W. Reimers**, Missoula, MT (US)
- (\*\*) Term: **14 Years**
- (21) Appl. No.: **29/477,162**
- (22) Filed: **Dec. 19, 2013**
- (51) **LOC (10) Cl.** ..... **03-01**
- (52) **U.S. Cl.**  
USPC ..... **D3/261**
- (58) **Field of Classification Search**  
CPC ..... A63B 55/08; A63B 55/004; B62B 2202/404; B62B 1/045  
USPC ..... D3/261, 216, 221, 904, 315, 254, 255; 206/315.2-315.8; 224/328, 917; 280/814; D12/413  
See application file for complete search history.

D497,480	S	10/2004	Drew et al.	
6,869,086	B2	3/2005	Sadow	
D511,043	S	11/2005	Herold	
7,014,020	B2	3/2006	Tamura	
7,188,714	B1	3/2007	Herold	
7,219,902	B1	5/2007	Herold	
7,222,733	B2*	5/2007	Kim	206/315.3
D570,601	S	6/2008	Drew et al.	
D587,903	S	3/2009	Sherrell et al.	
D587,904	S	3/2009	Sherrell et al.	
7,644,810	B2*	1/2010	Duncan	190/8
7,921,995	B2*	4/2011	Kuo	206/315.7
8,033,369	B2*	10/2011	Sherrell et al.	190/18 A
2004/0216970	A1	11/2004	Sherrell et al.	
2006/0237108	A1	10/2006	Herold	
2009/0008204	A1*	1/2009	Yen	190/18 A
2009/0188820	A1*	7/2009	McGrail et al.	206/315.4

\* cited by examiner

*Primary Examiner* — Deanna L Pratt  
*Assistant Examiner* — Lilyana Bekic  
 (74) *Attorney, Agent, or Firm* — David J. Dawsey; Michael J. Gallagher; Gallagher & Dawsey Co., LPA

(57) **CLAIM**  
 I claim the ornamental design for a wheeled travel case, as shown and described.

(56) **References Cited**

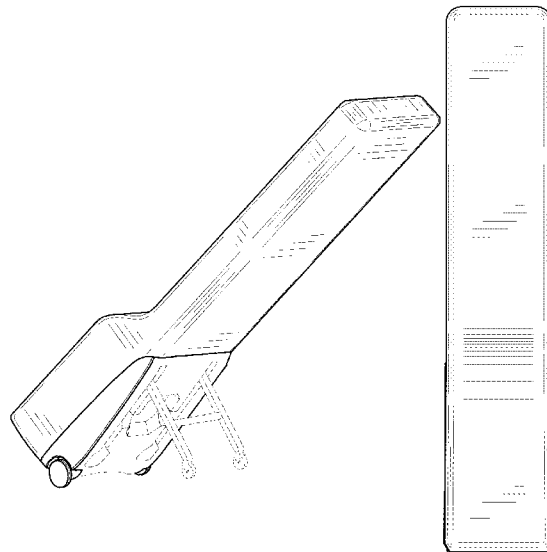
U.S. PATENT DOCUMENTS

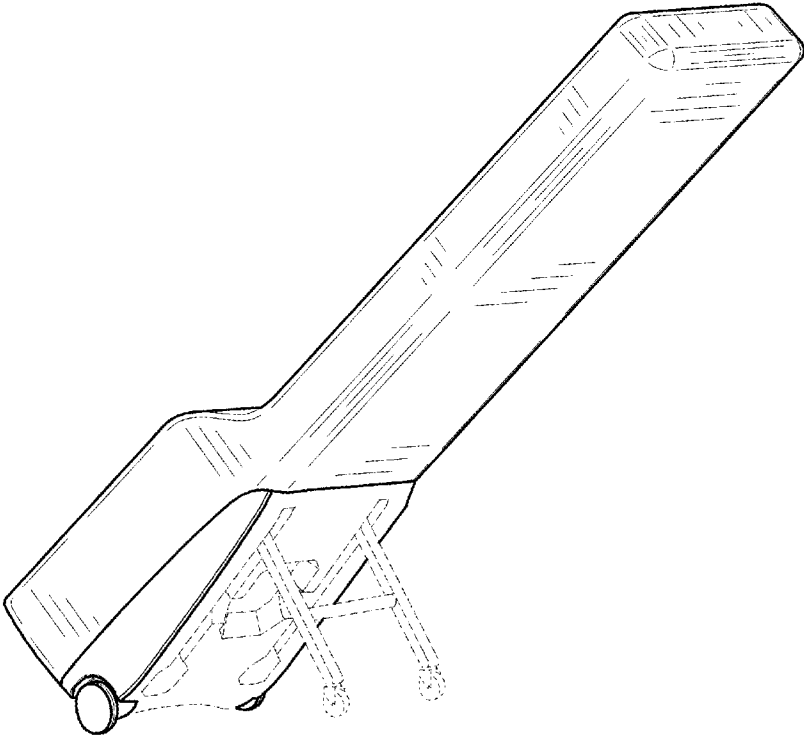
4,358,137	A	*	11/1982	Gramm	280/814
D370,997	S		6/1996	Hsieh	
5,568,848	A		10/1996	Liang	
D379,016	S		4/1997	Wilson	
D394,950	S	*	6/1998	Kite	D3/255
6,161,698	A	*	12/2000	Bradshaw et al.	206/527
6,164,425	A	*	12/2000	Latshaw	190/18 A
D438,011	S		2/2001	Shick	
6,182,981	B1		2/2001	Kuo	
6,315,115	B1*		11/2001	Bradshaw et al.	206/315.4
6,557,702	B1*		5/2003	Sanderson et al.	206/315.4
6,607,076	B1*		8/2003	Smith	206/315.6
D487,543	S		3/2004	Chang	
6,763,940	B1*		7/2004	Lai	206/315.1

**DESCRIPTION**

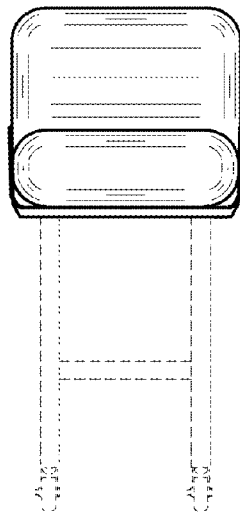
FIG. 1 is an isometric view of a wheeled travel case showing the new design;  
 FIG. 2 is a top plan view thereof;  
 FIG. 3 is a bottom plan view thereof;  
 FIG. 4 is a left side elevation view thereof;  
 FIG. 5 is a right side elevation view thereof;  
 FIG. 6 is a front elevation view thereof; and,  
 FIG. 7 is a rear elevation view thereof.  
 The broken lines in the drawings illustrate portions of the wheeled travel case which form no part of the claimed design.

**1 Claim, 4 Drawing Sheets**

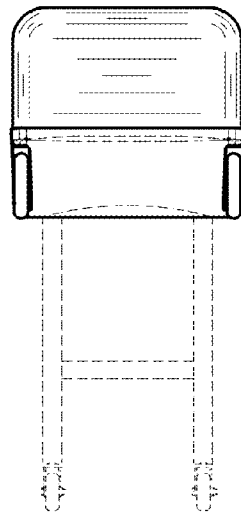




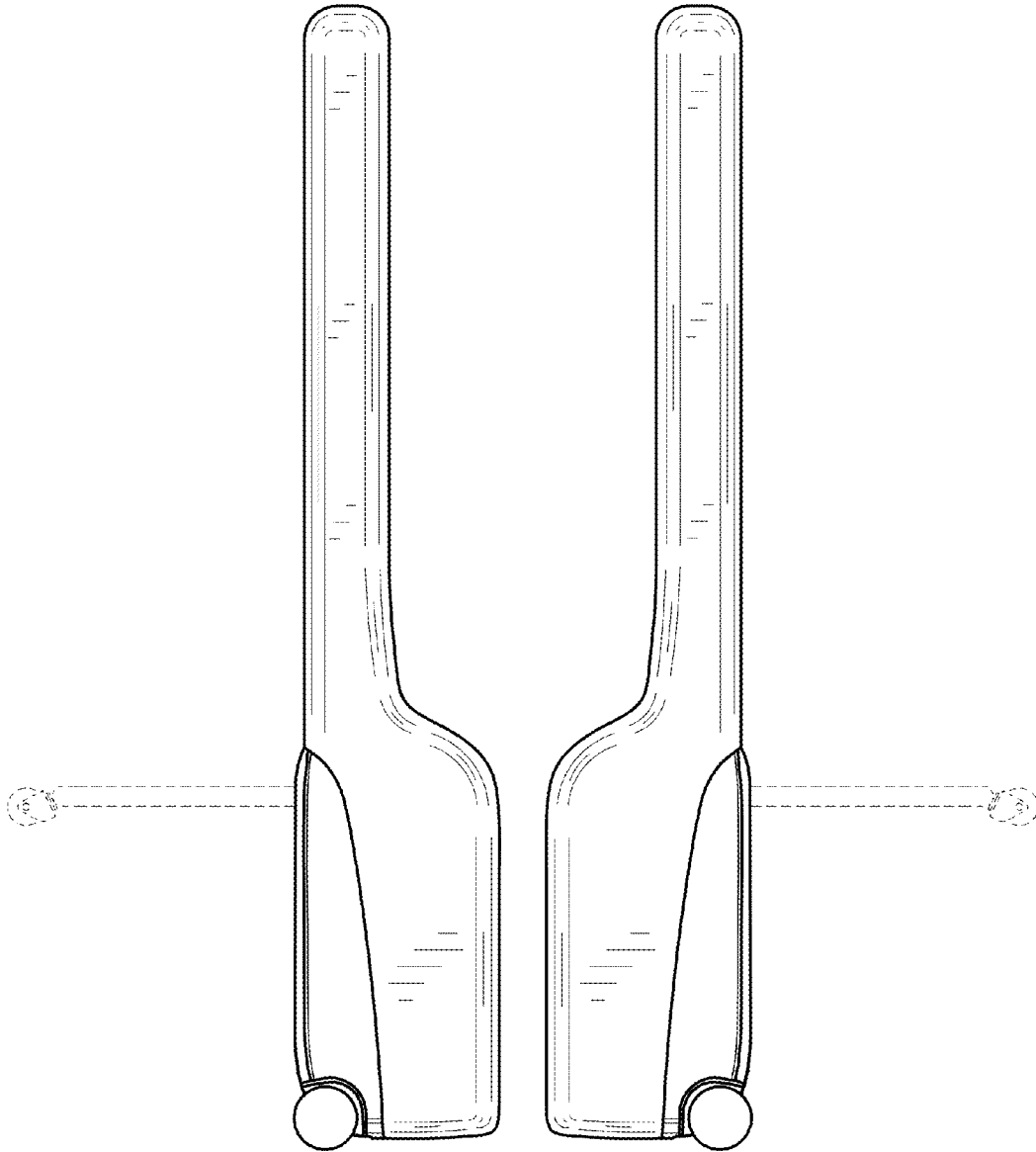
*Fig. 1*



*Fig. 2*




*Fig. 3*




*Fig. 4*

*Fig. 5*



*Fig. 6*



*Fig. 7*