



US00D553754S

(12) **United States Design Patent**
Paniccia

(10) **Patent No.:** **US D553,754 S**

(45) **Date of Patent:** **** Oct. 23, 2007**

(54) **SECTIONAL FENCE**

6,622,426 B2* 9/2003 Conde 47/33

* cited by examiner

(75) Inventor: **Bernard Paniccia**, Columbus, OH (US)

Primary Examiner—Doris Clark

(73) Assignee: **Panacea Products Corporation**,
Columbus, OH (US)

(74) *Attorney, Agent, or Firm*—Gallagher & Dawsey Co.,
LPA; Michael J. Gallagher; David J. Dawsey

(**) Term: **14 Years**

(57) **CLAIM**

(21) Appl. No.: **29/267,121**

The design for a sectional fence, as shown and described.

(22) Filed: **Oct. 5, 2006**

DESCRIPTION

(51) **LOC (8) Cl.** **25-02**

FIG. 1 is a left side isometric view of a sectional fence showing my new design;

(52) **U.S. Cl.** **D25/38; D25/164**

FIG. 2 is a front elevation view thereof;

(58) **Field of Classification Search** D25/164,

FIG. 3 is a rear elevation view thereof;

D25/38; 47/47, 33, 32.7, 32.4; 256/32.1,

FIG. 4 is a left elevation view thereof;

256/19

FIG. 5 is a right elevation view thereof;

See application file for complete search history.

FIG. 6 is a top plan view thereof; and,

(56) **References Cited**

FIG. 7 is a bottom plan view thereof.

U.S. PATENT DOCUMENTS

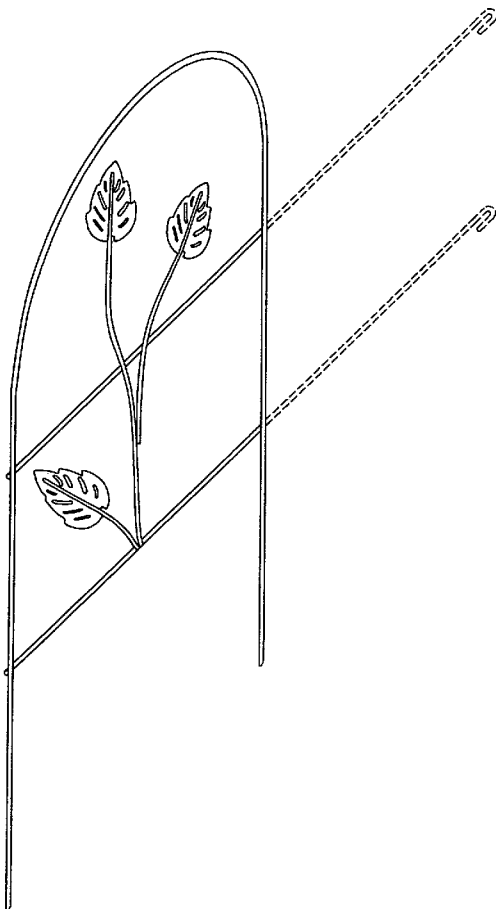
The broken lines are for illustrative purposes only and form no part of the claimed design.

D363,801 S * 10/1995 Nauseda D25/164

D448,498 S * 9/2001 Hulett D25/164

D480,152 S * 9/2003 Rosine D25/38

1 Claim, 5 Drawing Sheets



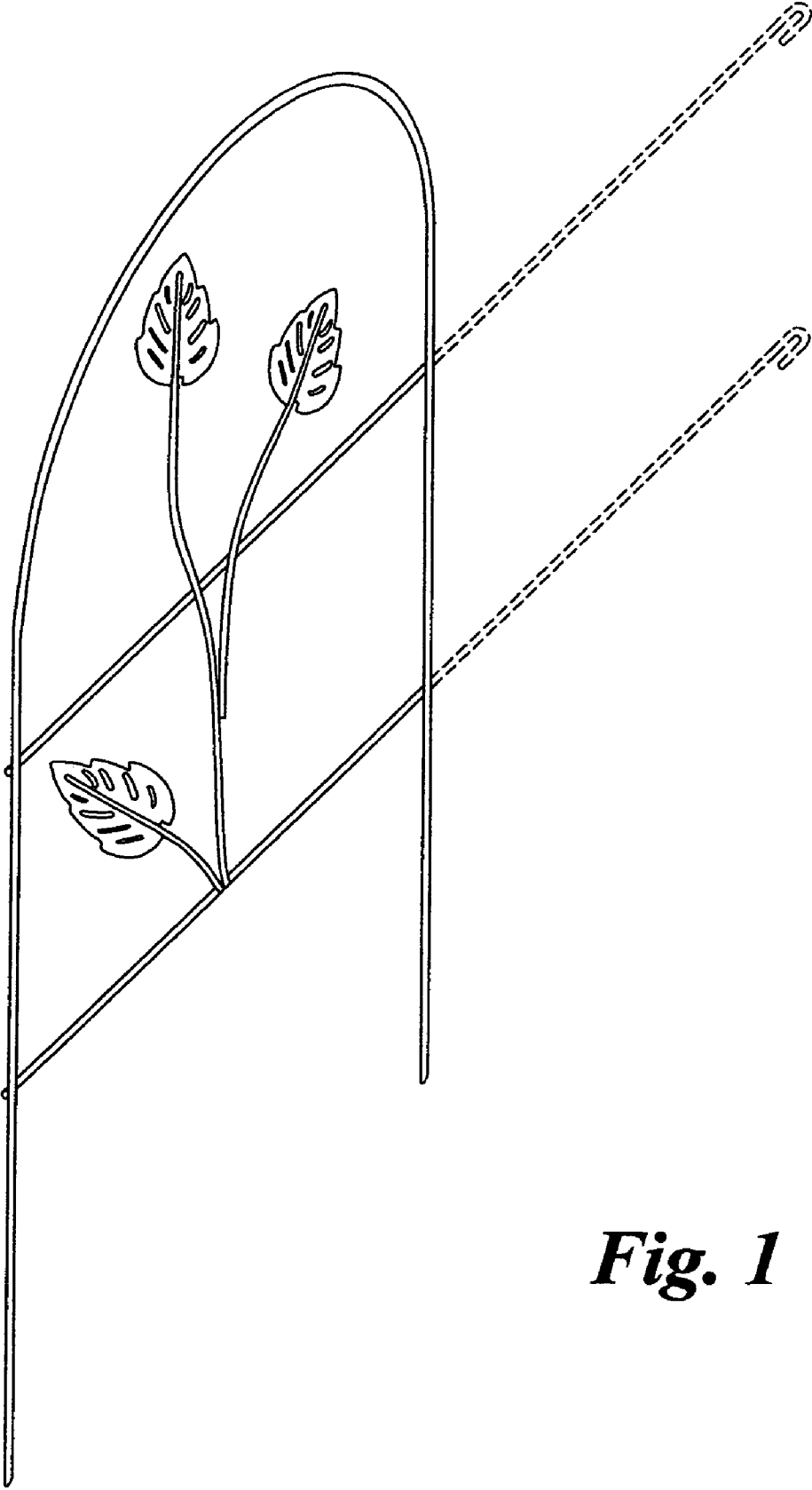


Fig. 1

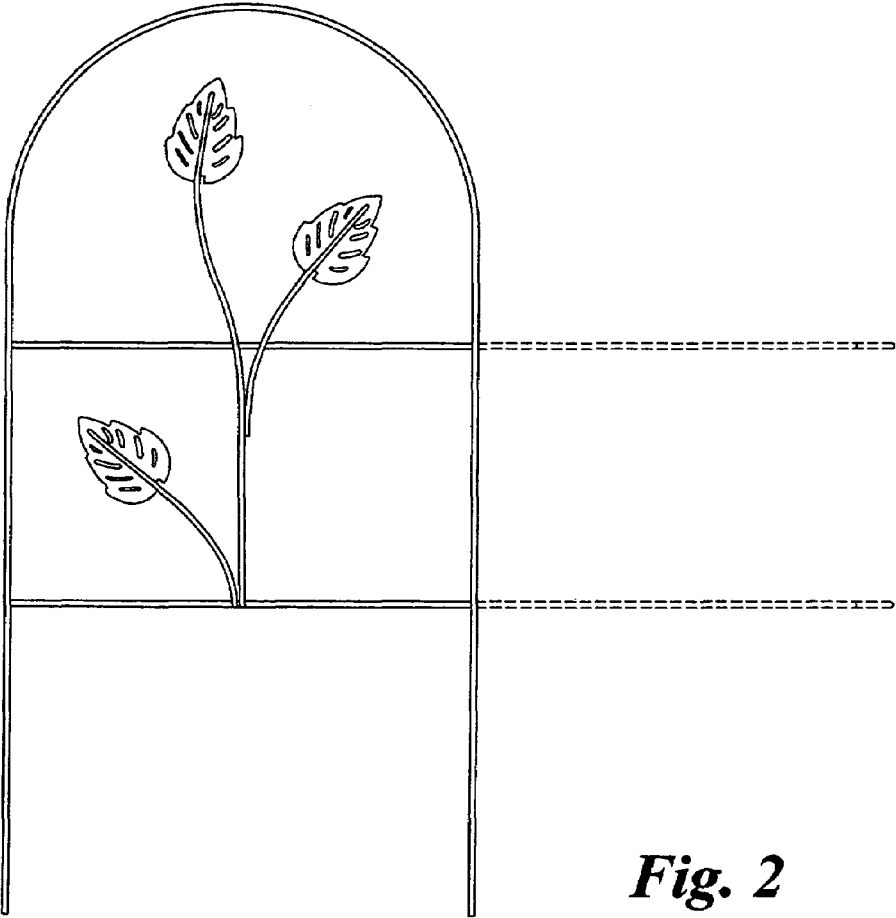


Fig. 2




Fig. 3



Fig. 4

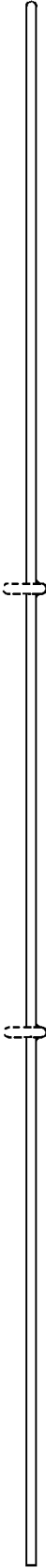


Fig. 5

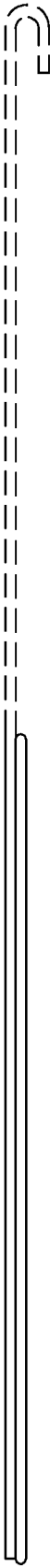


Fig. 6

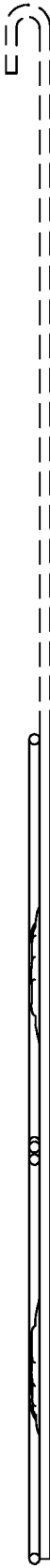


Fig. 7