



US00D586973S

(12) **United States Design Patent**
Elsen et al.

(10) **Patent No.:** **US D586,973 S**

(45) **Date of Patent:** **** Feb. 17, 2009**

(54) **HOIST**

(75) Inventors: **Koenraad Elsen**,
Scherpenheuvel-Zichem (BE); **Philip**
Madden, Brasschaat (BE); **Robert E.**
Eddy, Johnstown, OH (US)

(73) Assignee: **SkyClimber, LLC**, Delaware, OH (US)

(**) Term: **14 Years**

(21) Appl. No.: **29/318,380**

(22) Filed: **May 19, 2008**

(51) **LOC (9) Cl.** **12-05**

(52) **U.S. Cl.** **D34/33**

(58) **Field of Classification Search** D34/28,
D34/33, 35; 254/362, 356, 372, 380, 901,
254/382, 374, 316

See application file for complete search history.

(56) **References Cited**

U.S. PATENT DOCUMENTS

1,564,457 A 12/1925 Werner et al.
4,623,124 A 11/1986 Lewis
5,002,259 A 3/1991 Manning et al.

D449,369 S * 10/2001 Hanzel et al. D23/200
D523,208 S 6/2006 Inglis
D546,022 S 7/2007 Elsen et al.
D556,420 S * 11/2007 Trihey et al. D34/33

* cited by examiner

Primary Examiner—Cynthia E Ramirez

(74) *Attorney, Agent, or Firm*—David J. Dawsey; Michael J. Gallagher; Gallagher & Dawsey Co., L.P.A.

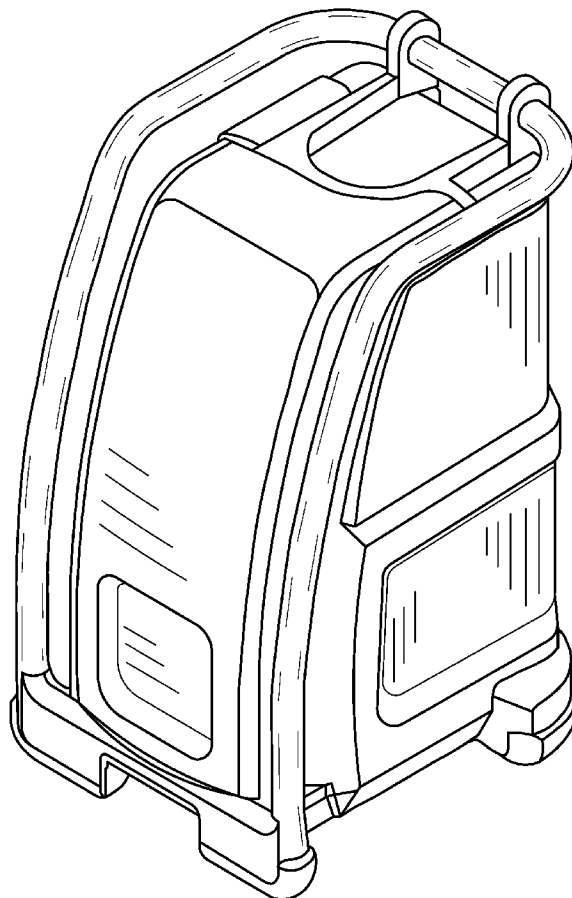
(57) **CLAIM**

We claim the ornamental design for a hoist, as shown and described.

DESCRIPTION

FIG. 1 is an isometric view of a hoist showing our new design;
FIG. 2 is a right side elevation view thereof;
FIG. 3 is a left side elevation view thereof;
FIG. 4 is a front elevation view thereof;
FIG. 5 is a rear elevation view thereof;
FIG. 6 is a top plan view thereof; and,
FIG. 7 is a bottom plan view thereof.

1 Claim, 4 Drawing Sheets



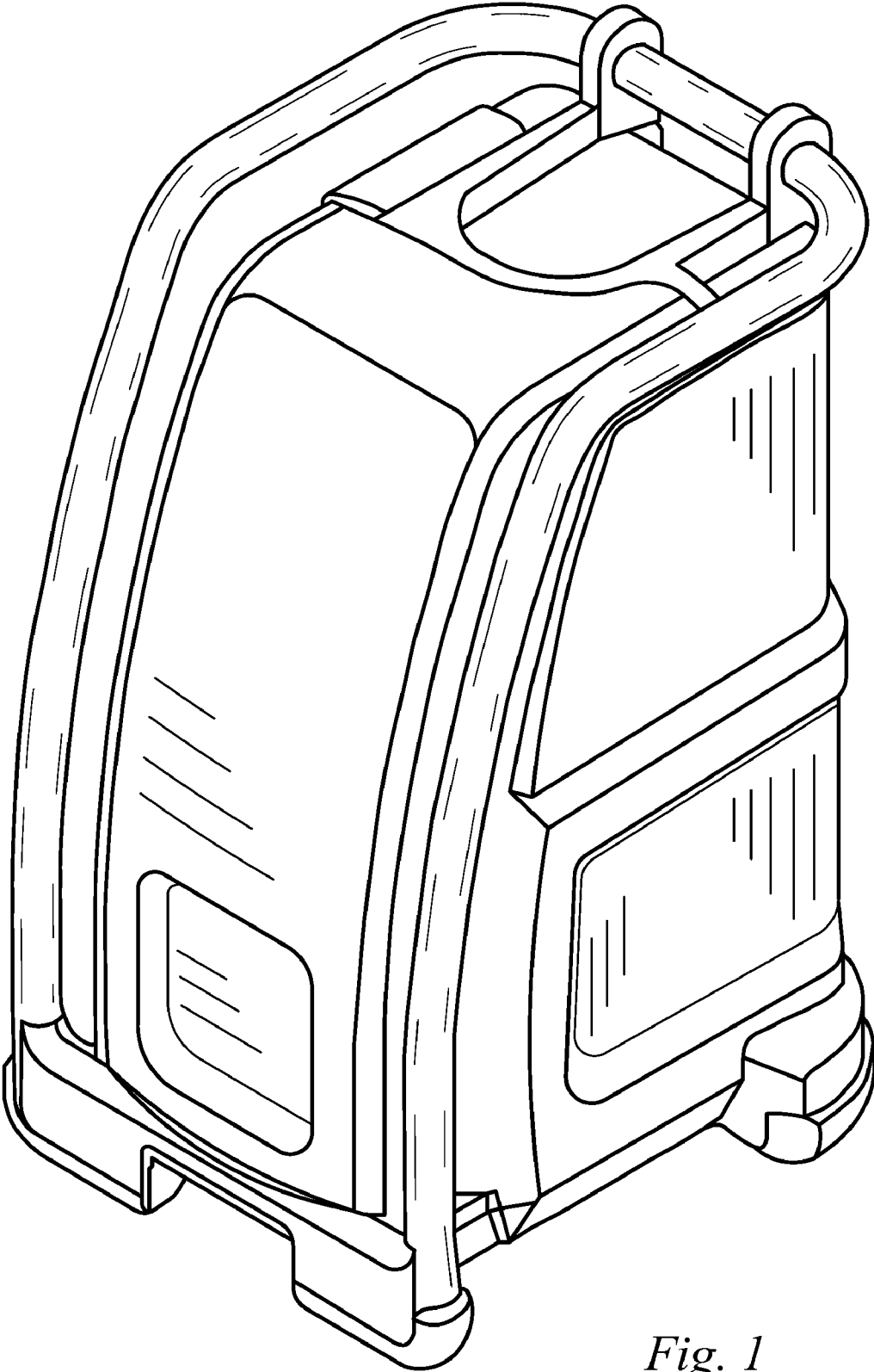


Fig. 1

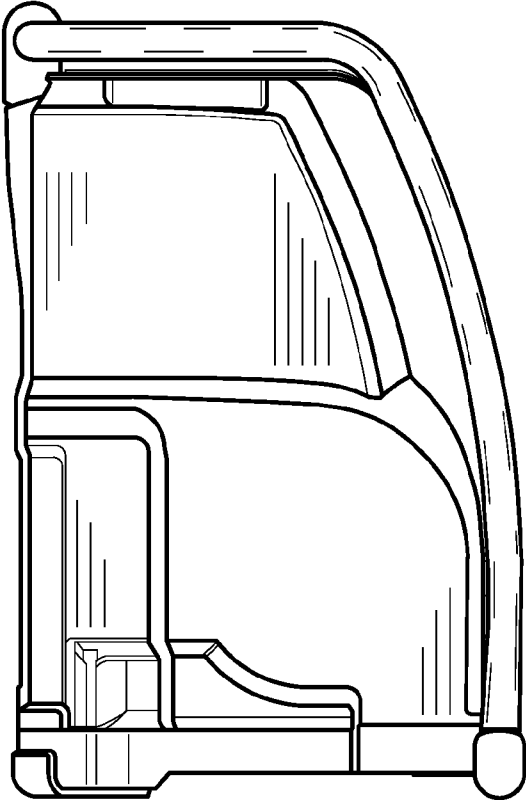


Fig. 2

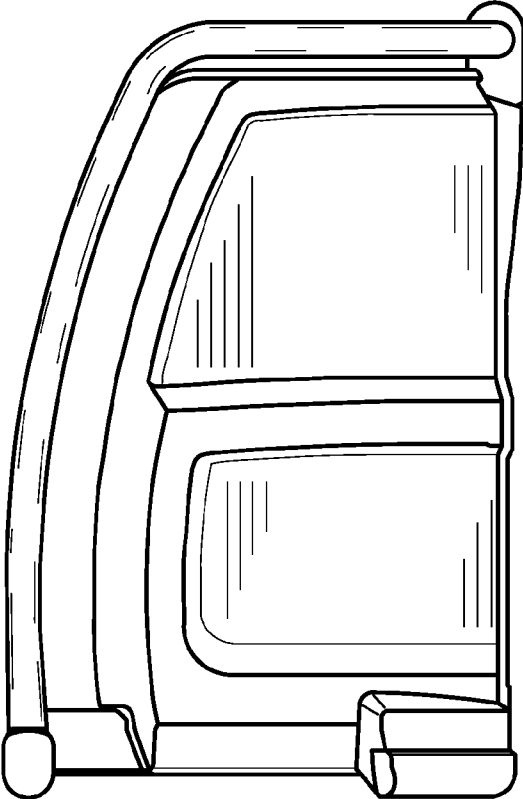


Fig. 3

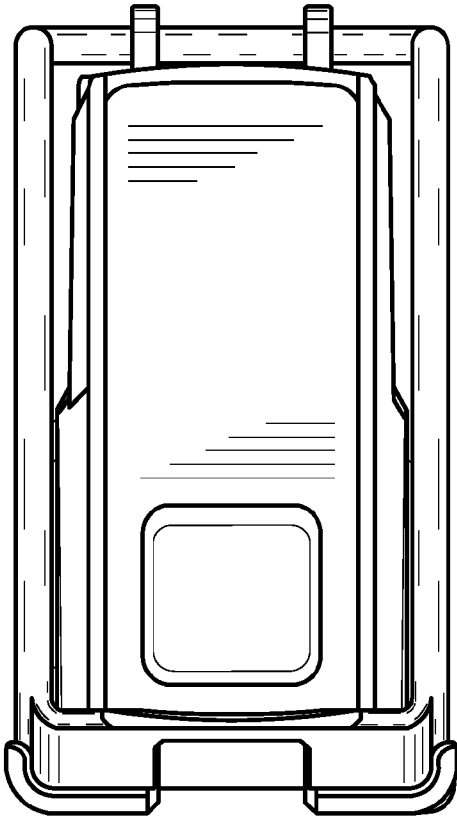


Fig. 4

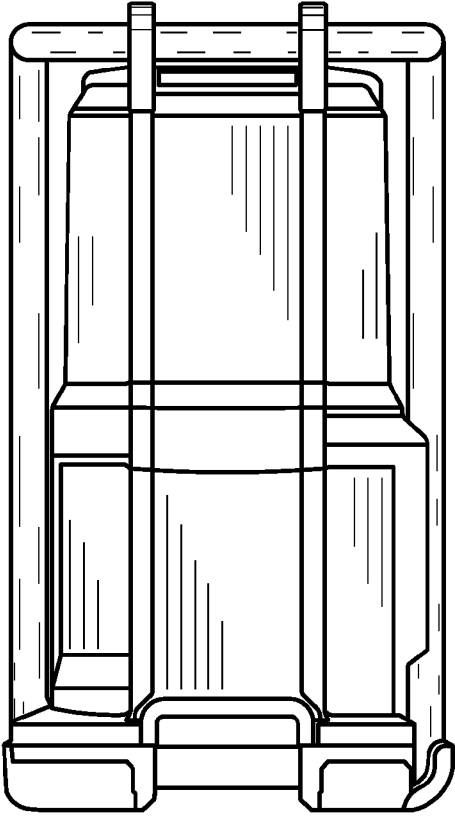


Fig. 5

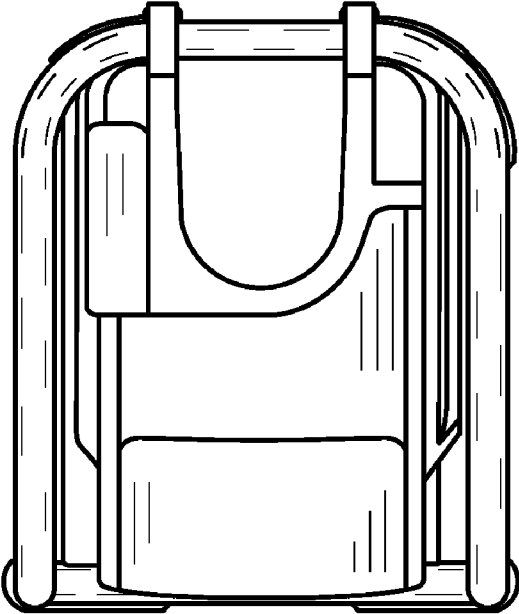


Fig. 6

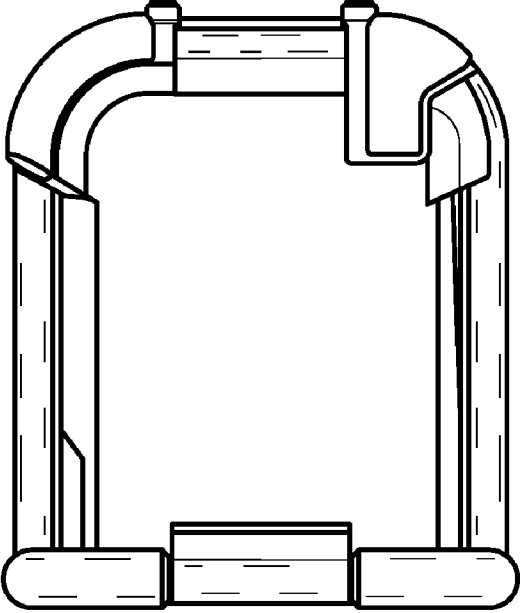


Fig. 7