



US00D587769S

(12) **United States Design Patent**
Honea et al.

(10) **Patent No.:** **US D587,769 S**
(45) **Date of Patent:** **** Mar. 3, 2009**

(54) **GOLF IRON HEAD**

(75) Inventors: **Justin Honea**, Rowlett, TX (US);
Nathan Tierney, Plano, TX (US);
Michael Guerrette, Fairview, TX (US);
Max Puglielli, Naples, FL (US)

(73) Assignee: **Adams Golf I.P., LP**, Plano, TX (US)

(**) Term: **14 Years**

(21) Appl. No.: **29/302,010**

(22) Filed: **Jan. 8, 2008**

(51) **LOC (9) Cl.** **21-02**

(52) **U.S. Cl.** **D21/747**

(58) **Field of Classification Search** D21/747-751;
473/324-331, 350

See application file for complete search history.

(56) **References Cited**

U.S. PATENT DOCUMENTS

D44,457	S	*	8/1913	Taylor, Jr.	D21/751
1,835,718	A	*	12/1931	Morton	473/328
1,975,822	A	*	10/1934	Young	473/328
3,997,171	A	*	12/1976	Currie	473/324
D298,643	S	*	11/1988	Mitsui	D21/750
D360,925	S	*	8/1995	Antonious	D21/748
D377,381	S	*	1/1997	Takahashi et al.	D21/748

D443,321	S	*	6/2001	Knox	D21/748
D459,424	S	*	6/2002	Asplund et al.	D21/747
D532,851	S	*	11/2006	Oldknow	D21/748

* cited by examiner

Primary Examiner—Mitchell I Siegel
(74) *Attorney, Agent, or Firm*—David J. Dawsey; Michael J. Gallagher; Gallagher & Dawsey Co. LPA

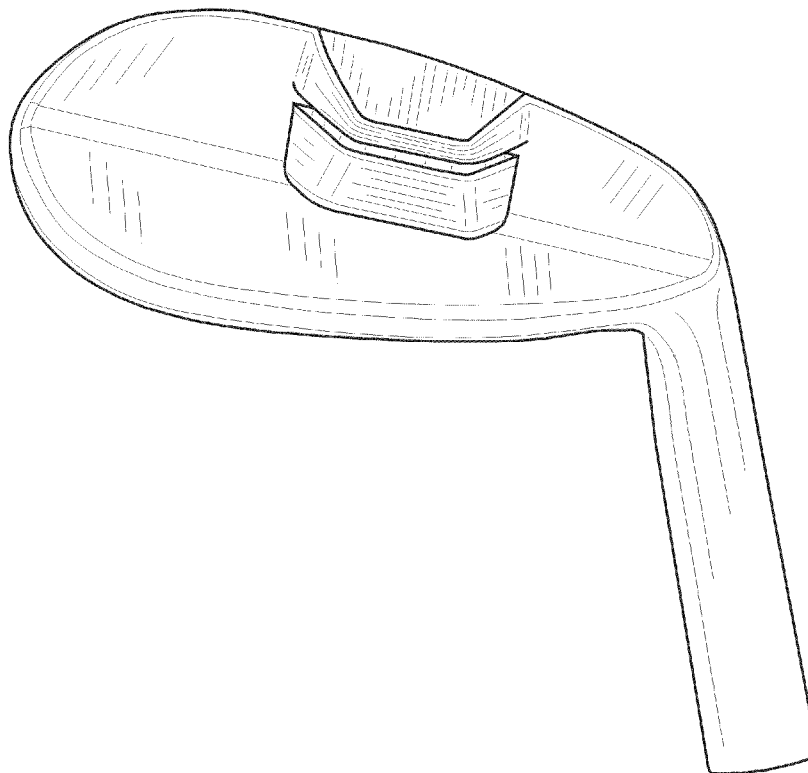
(57) **CLAIM**

We claim the ornamental design for a golf iron head, as shown and described.

DESCRIPTION

FIG. 1 is an isometric view of a golf iron head showing our new design;
FIG. 2 is a rear elevation view thereof;
FIG. 3 is a front elevation view thereof;
FIG. 4 is a bottom plan view thereof;
FIG. 5 is a top plan view thereof;
FIG. 6 is a toe side elevation view thereof; and,
FIG. 7 is a heel side elevation view thereof.
The broken lines are for illustrative purposes only and form no part of the claimed design.

1 Claim, 4 Drawing Sheets



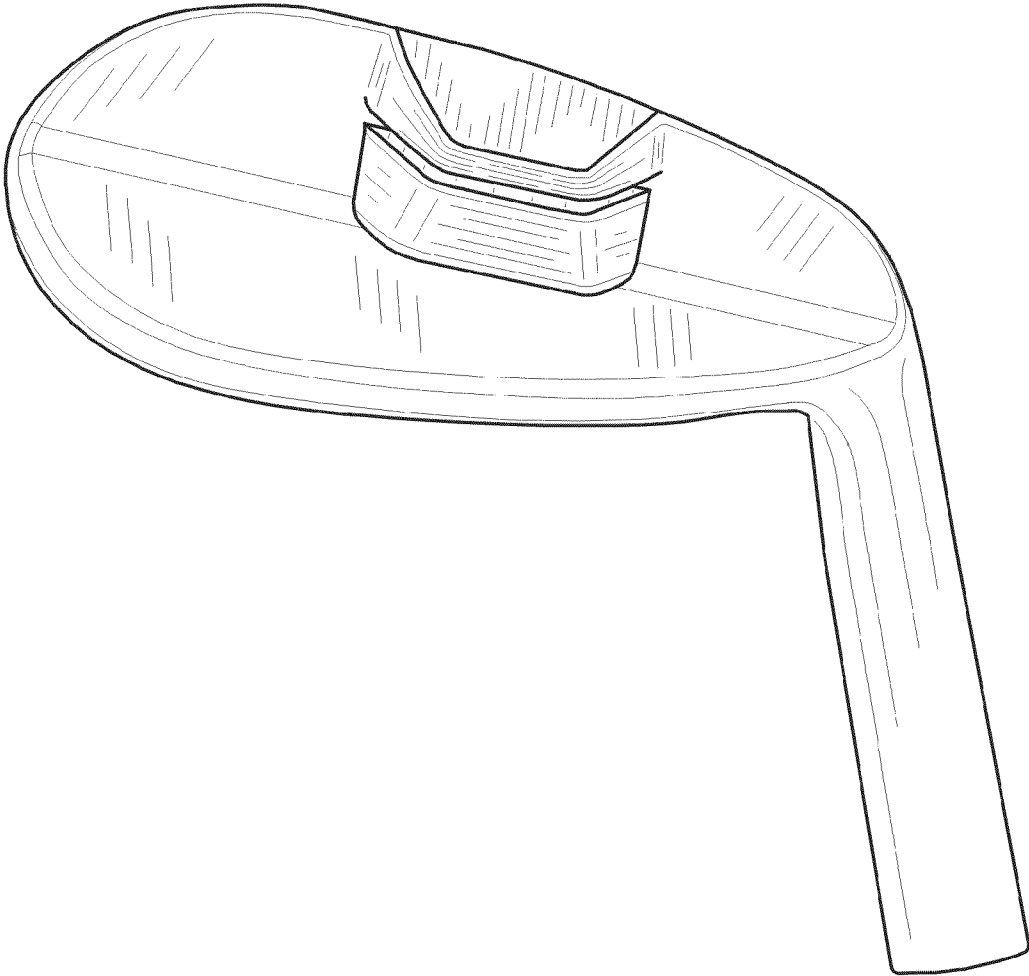


Fig. 1

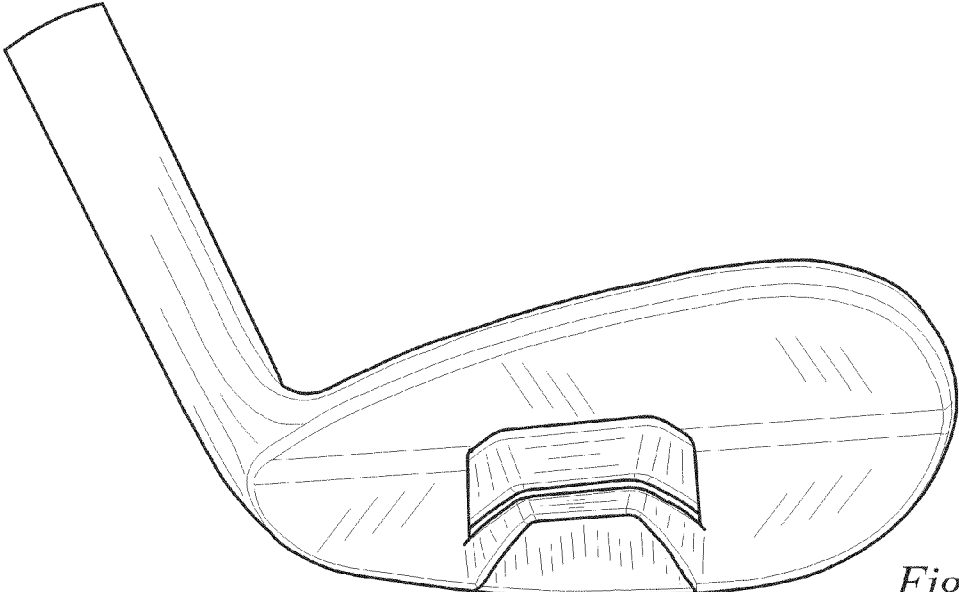


Fig. 2

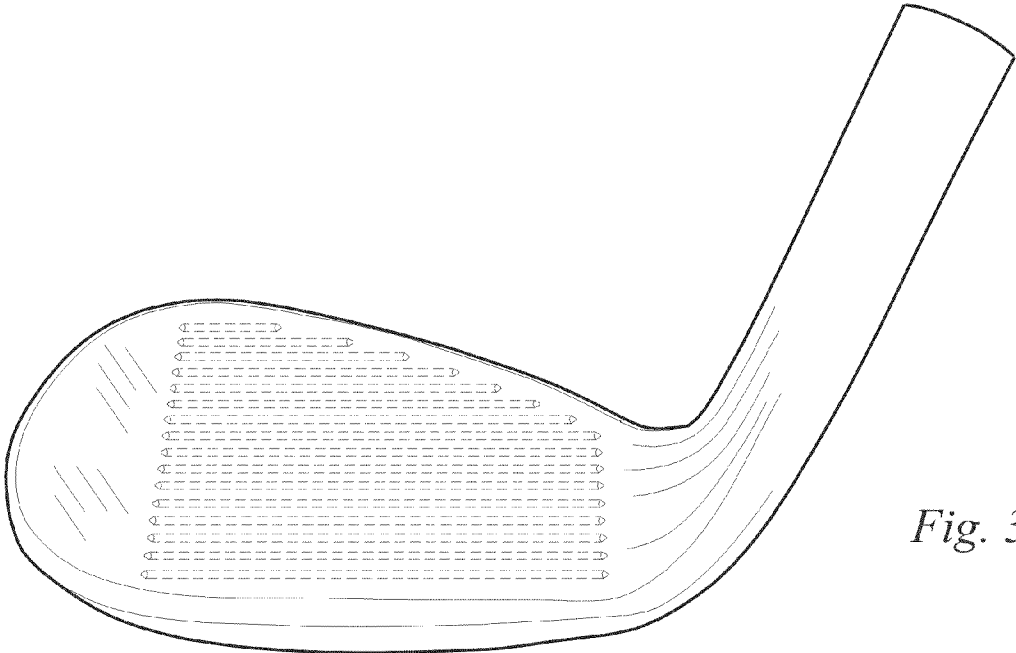


Fig. 3

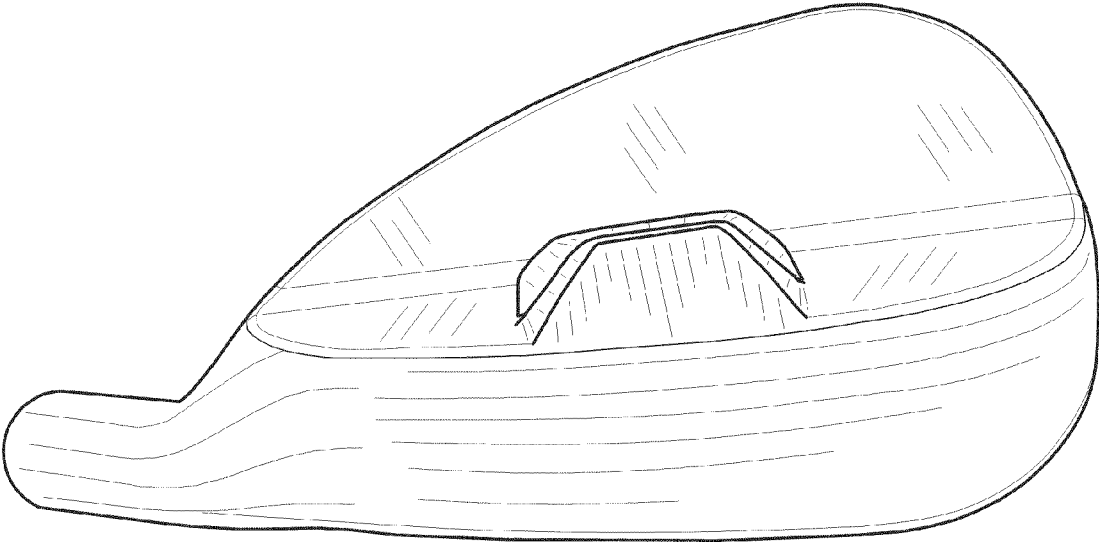


Fig. 4

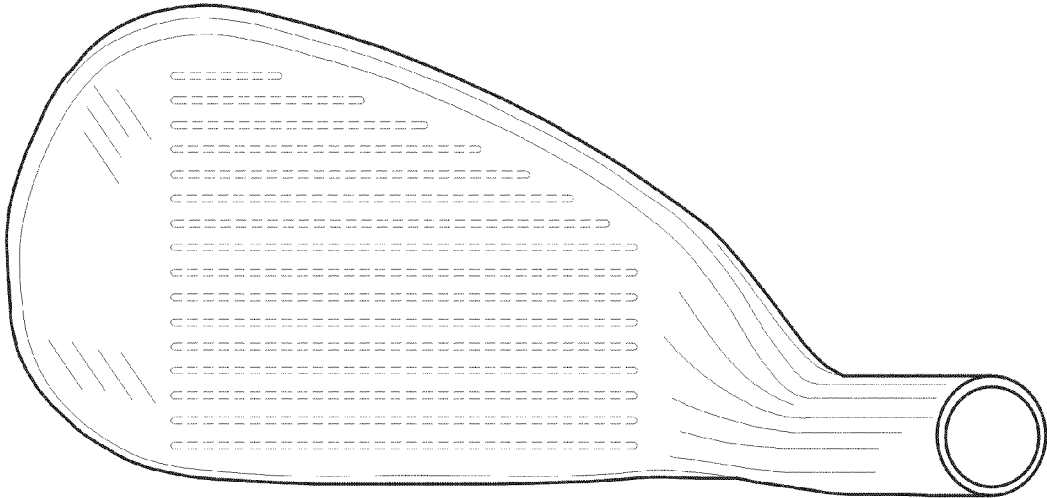


Fig. 5

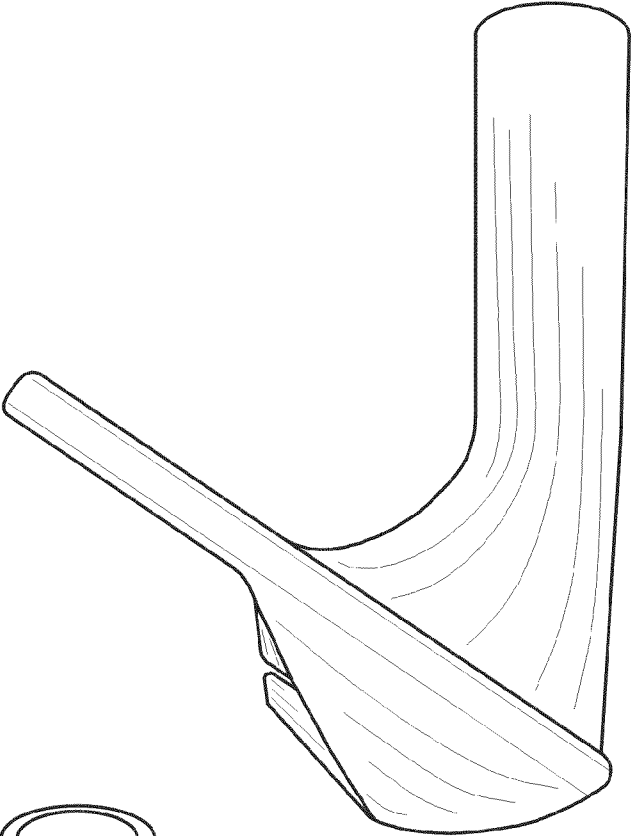


Fig. 6

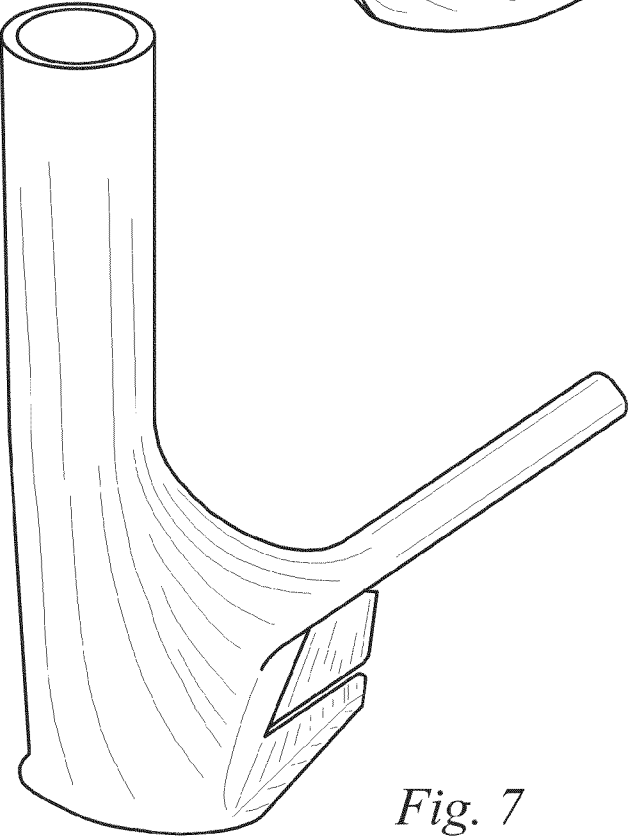


Fig. 7