



(12) **United States Design Patent**
Albertsen et al.

(10) **Patent No.:** **US D628,257 S**
(45) **Date of Patent:** **** Nov. 30, 2010**

(54) **CROWN CHANNEL FOR A GOLF CLUB HEAD**

(75) Inventors: **Jeffery J. Albertsen**, Plano, TX (US);
Michael Scott Burnett, McKinney, TX (US)

(73) Assignee: **Adams Golf I.P., LP**, Plano, TX (US)

(**) Term: **14 Years**

(21) Appl. No.: **29/355,246**

(22) Filed: **Feb. 4, 2010**

(51) **LOC (9) Cl.** **21-02**

(52) **U.S. Cl.** **D21/759**

(58) **Field of Classification Search** D21/733,
D21/752, 759; 473/324–331, 343–346

See application file for complete search history.

(56) **References Cited**

U.S. PATENT DOCUMENTS

- D285,473 S 9/1986 Flood
- D307,455 S * 4/1990 Boone D21/744
- D307,617 S * 5/1990 Boone D21/744
- D323,035 S 1/1992 Yang
- D331,087 S * 11/1992 Fenton D21/744
- D340,753 S * 10/1993 Miesch D21/743
- D349,142 S * 7/1994 Boone D21/743
- D350,581 S * 9/1994 Boone D21/743
- D350,583 S * 9/1994 Boone D21/743
- D366,508 S * 1/1996 Hutin D21/752
- D372,512 S 8/1996 Simmons
- D377,509 S 1/1997 Katayama
- D381,726 S * 7/1997 Sugo D21/745
- D382,612 S 8/1997 Oyer
- D388,143 S * 12/1997 Huan-Chiang D21/745
- D394,688 S 5/1998 Fox
- 5,749,795 A 5/1998 Schmidt
- D397,750 S 9/1998 Frazetta
- D398,353 S * 9/1998 Wooten D21/742
- D403,037 S 12/1998 Stone
- D405,488 S 2/1999 Burrows
- D413,952 S 9/1999 Oyer
- D415,227 S * 10/1999 Heilker D21/743

- D434,094 S * 11/2000 Miyashita D21/744
- 6,348,013 B1 2/2002 Kosmatka
- D482,089 S 11/2003 Burrows
- D482,090 S 11/2003 Burrows
- D482,420 S 11/2003 Burrows
- D484,208 S 12/2003 Burrows
- 6,676,536 B1 1/2004 Jacobson
- D486,542 S 2/2004 Burrows
- 6,783,465 B2 8/2004 Matsunaga
- D501,036 S 1/2005 Burrows

(Continued)

FOREIGN PATENT DOCUMENTS

JP 01091876 A2 4/1989

(Continued)

Primary Examiner—Mitchell I Siegel
(74) *Attorney, Agent, or Firm*—Michael J. Gallagher; David J. Dawsey; Gallagher & Dawsey Co., LPA

(57) **CLAIM**

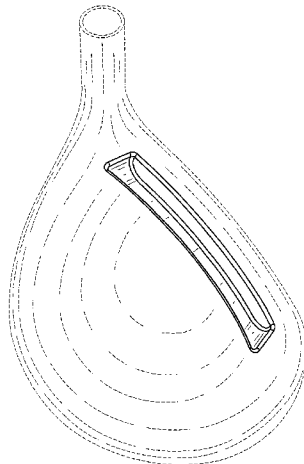
We claim the ornamental design for a crown channel for a golf club head, as shown and described.

DESCRIPTION

FIG. 1 is an isometric view of a crown channel for a golf club head showing our new design;
FIG. 2 is a rear elevation view thereof;
FIG. 3 is a top plan view thereof;
FIG. 4 is a heel side elevation view thereof; and,
FIG. 5 is a toe side elevation view thereof.

The broken lines are for illustrative purposes only and form no part of the claimed design.

1 Claim, 3 Drawing Sheets



US D628,257 S

Page 2

U.S. PATENT DOCUMENTS

D501,234 S * 1/2005 Cheng D21/743
D501,523 S 2/2005 Dogan
D501,903 S 2/2005 Tanaka
D504,478 S 4/2005 Burrows
D506,236 S 6/2005 Evans
D507,613 S * 7/2005 Baiocchi D21/742
D508,274 S 8/2005 Burrows
D509,273 S * 9/2005 Morris et al. D21/742
D520,585 S 5/2006 Hasebe
D523,104 S 6/2006 Hasebe
7,156,750 B2 1/2007 Nichitani
D536,402 S 2/2007 Kawami
7,211,006 B2 5/2007 Chang
7,250,007 B2 7/2007 Lu
D550,795 S * 9/2007 Tateno D21/744
D552,701 S 10/2007 Ruggiero
7,294,064 B2 11/2007 Tsurumaki
D560,263 S * 1/2008 Rubino D21/759
D561,286 S 2/2008 Morales
7,354,355 B2 4/2008 Tavares
D577,090 S 9/2008 Pergande
D579,507 S 10/2008 Llewellyn et al.
D584,784 S 1/2009 Barez
D588,223 S 3/2009 Kuan

D588,658 S * 3/2009 De La Cruz et al. D21/746
7,500,924 B2 3/2009 Yokota
D592,723 S 5/2009 Chau
D600,767 S 9/2009 Horacek
7,582,024 B2 9/2009 Shear
D603,923 S * 11/2009 Llewellyn et al. D21/759
D604,784 S 11/2009 Horacek
D611,554 S * 3/2010 Llewellyn et al. D21/759
D622,795 S * 8/2010 Furutate D21/759
2002/0183134 A1 12/2002 Allen
2003/0176238 A1 9/2003 Galloway
2004/0192463 A1 9/2004 Tsurumaki
2005/0049081 A1 3/2005 Boone
2006/0073910 A1 4/2006 Imamoto
2006/0084525 A1 4/2006 Imamoto
2007/0026961 A1 2/2007 Hou
2007/0049400 A1 3/2007 Imamoto et al.
2007/0082751 A1 4/2007 Lo
2007/0117648 A1 5/2007 Yokota

FOREIGN PATENT DOCUMENTS

JP 4180778 A2 6/1992
JP 11-155982 6/1999
JP 2004-351054 12/2004

* cited by examiner

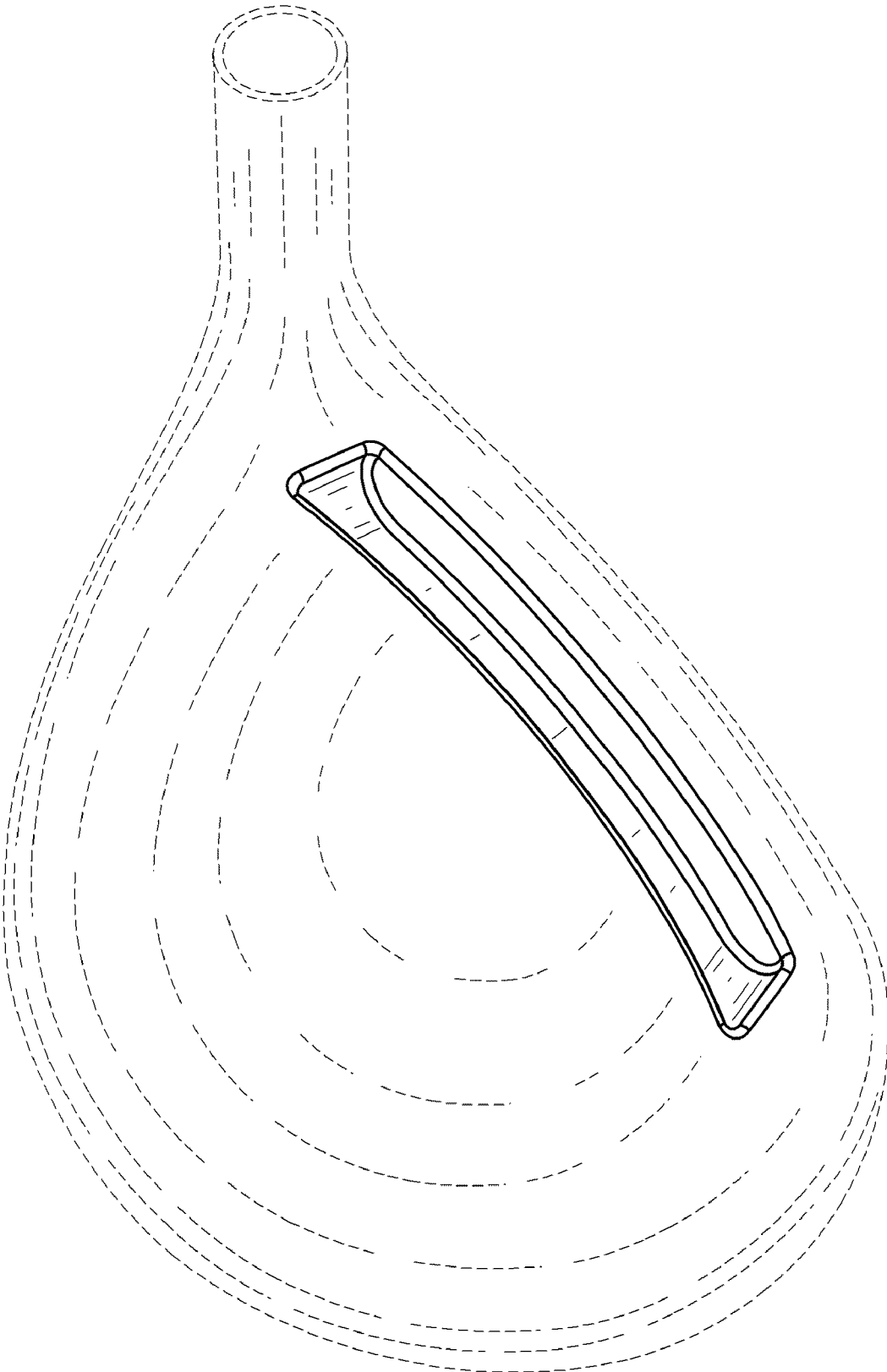


Fig. 1




Fig. 2

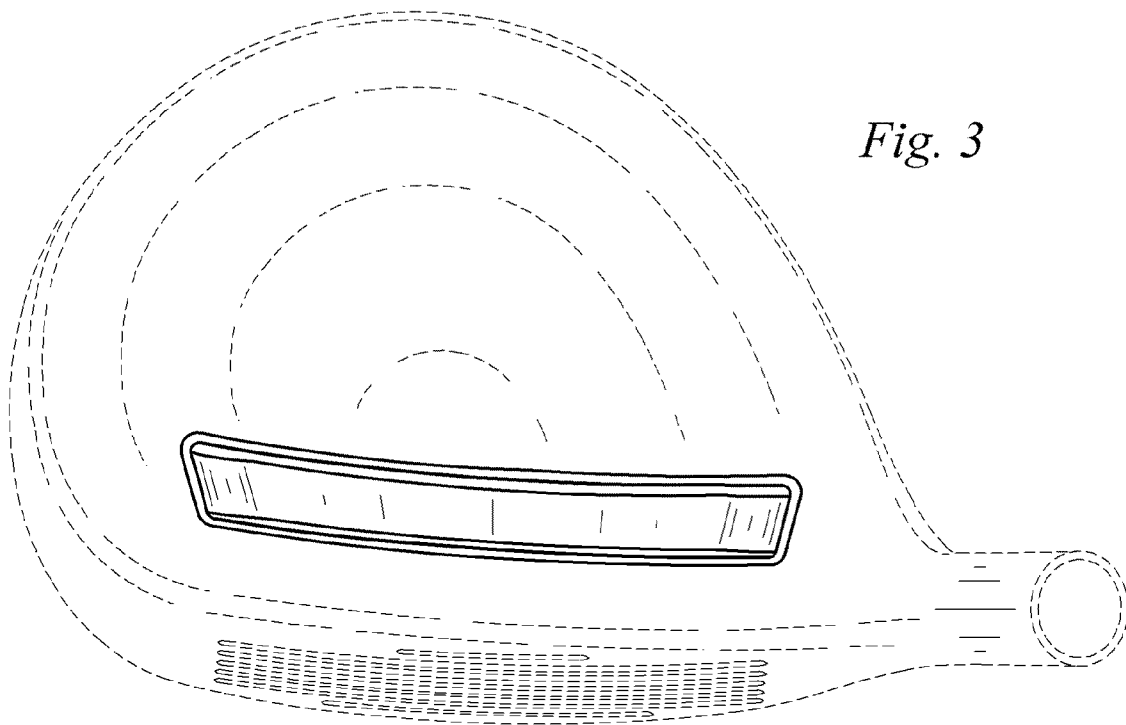


Fig. 3

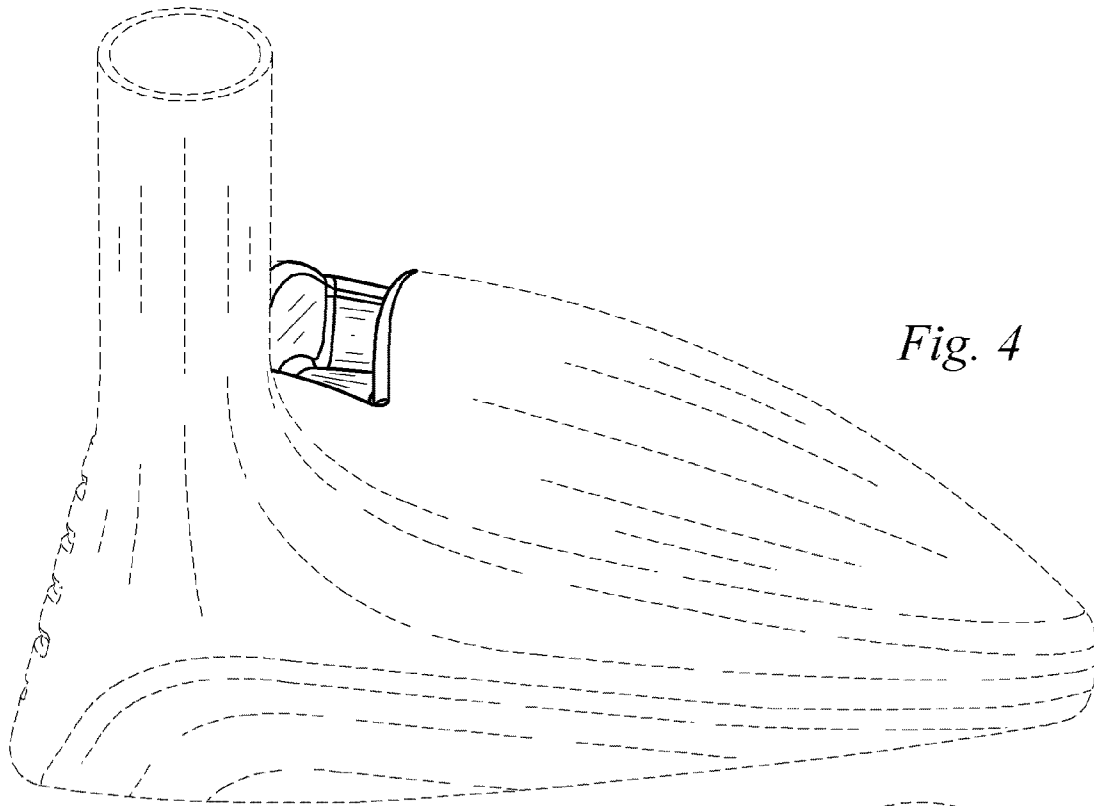


Fig. 4

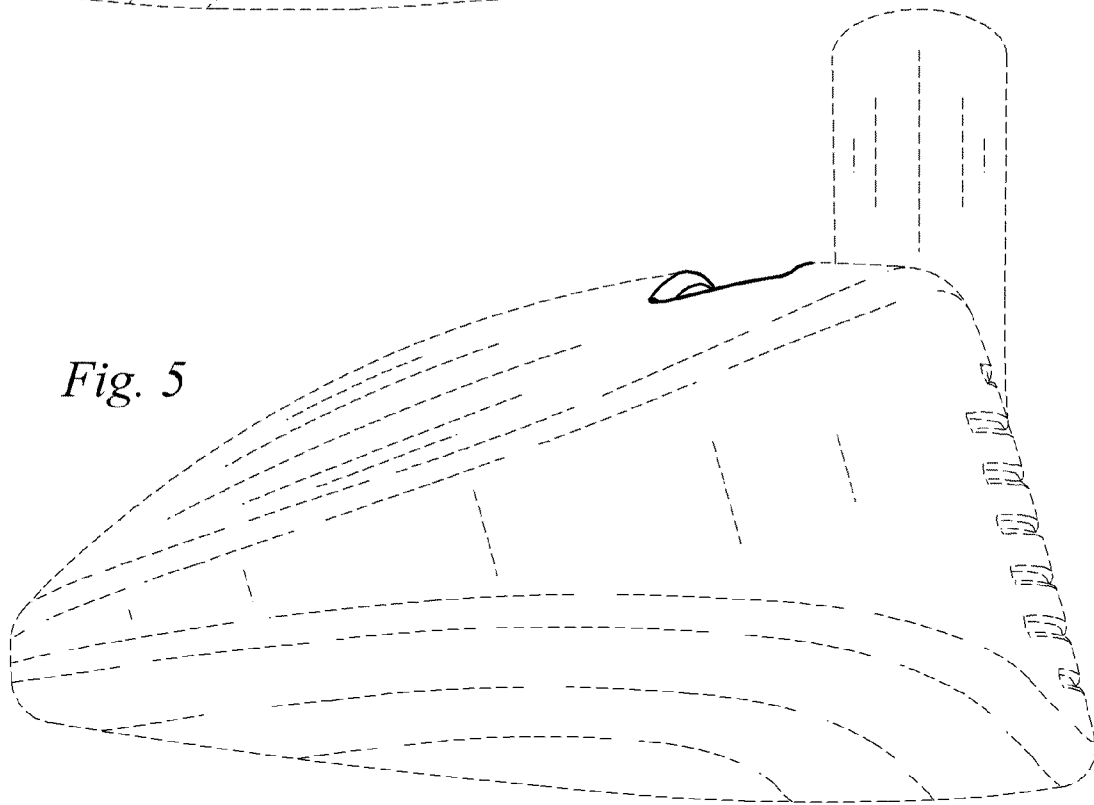


Fig. 5