



US00D665217S

(12) **United States Design Patent**  
**Zealer**

(10) **Patent No.:** **US D665,217 S**

(45) **Date of Patent:** **\*\* \*Aug. 14, 2012**

(54) **VIDEO DVD CASE**

(76) Inventor: **Carl Zealer**, Reynoldsburg, OH (US)

(\*) Notice: This patent is subject to a terminal disclaimer.

(\*\*) Term: **14 Years**

(21) Appl. No.: **29/377,736**

(22) Filed: **Oct. 25, 2010**

(51) **LOC (9) Cl.** ..... **06-04**

(52) **U.S. Cl.** ..... **D6/632**

(58) **Field of Classification Search** ..... D3/201,  
D3/218, 272-273, 276, 905; D6/407, 626-635;  
D9/337, 445, 454; D19/26-27, 65, 75-77;  
206/232, 307.1, 308.1, 308.3, 309-313; 312/9.57,  
312/902, 9.9, 9.48, 9.55, 9.64, 9.47  
See application file for complete search history.

D595,989 S *	7/2009	Valladares .....	D6/634
D600,964 S *	9/2009	Eliaš et al. ....	D6/626
D603,202 S *	11/2009	Choi .....	D6/634
D603,203 S *	11/2009	Choi .....	D6/634
D615,078 S *	5/2010	Bradley .....	D14/250
D619,805 S *	7/2010	Leung .....	D3/238
D620,976 S *	8/2010	Dietrich .....	D19/27
D637,648 S *	5/2011	Ringl .....	D19/86
D648,720 S *	11/2011	Heggland et al. ....	D14/315
D648,727 S *	11/2011	Van Den Nieuwenhuizen et al. ....	D14/447
D648,970 S *	11/2011	Zealer .....	D6/632
D649,539 S *	11/2011	Hong .....	D14/250
2002/0117243 A1 *	8/2002	Koren .....	150/147

\* cited by examiner

*Primary Examiner* — Kelley Donnelly

(74) *Attorney, Agent, or Firm* — Michael J. Gallagher;  
David J. Dawsey; Gallagher & Dawsey Co., LPA

(57) **CLAIM**

I claim the ornamental design for a video DVD case, as shown and described.

(56) **References Cited**


U.S. PATENT DOCUMENTS


D346,960 S *	5/1994	Bennett .....	D9/418
D365,482 S *	12/1995	Larimore .....	D6/518
D371,268 S *	7/1996	Johansson .....	D6/626
6,082,581 A *	7/2000	Anderson et al. ....	221/232
D432,341 S *	10/2000	Shimbo et al. ....	D6/515
6,155,410 A *	12/2000	Davis .....	206/39.5
D452,762 S *	1/2002	Lee .....	D2/632
D481,251 S *	10/2003	Yau .....	D6/632
D518,673 S *	4/2006	Milstein .....	D6/627
D528,297 S *	9/2006	Feldmann et al. ....	D3/273
D529,087 S *	9/2006	Dixon .....	D19/27
D546,674 S *	7/2007	Limber .....	D3/294
D575,506 S *	8/2008	Huang .....	D3/247
D586,602 S *	2/2009	Sankey et al. ....	D6/632

**DESCRIPTION**

FIG. 1 is an isometric view of a video DVD case showing my new design; and  
FIG. 2 is a front elevation view thereof;  
FIG. 3 is a rear elevation view thereof;  
FIG. 4 is a left side elevation view thereof;  
FIG. 5 is a right side elevation view thereof;  
FIG. 6 is a top plan view thereof; and,  
FIG. 7 is a bottom plan view thereof.  
The broken lines showing in FIGS. 1, 2, 4, 5, 6, and 7 are for the purpose of illustrating the environment of the design only and form no part of the claimed design.

**1 Claim, 5 Drawing Sheets**





*Fig. 1*

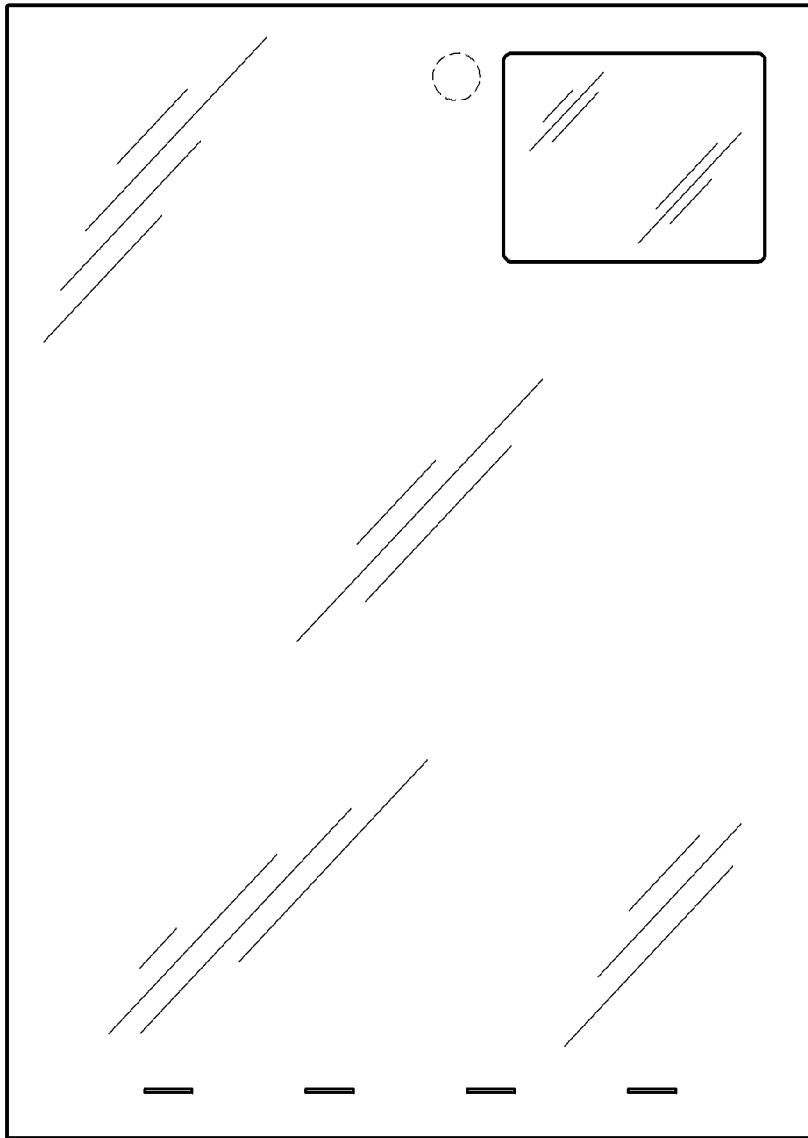



Fig. 2



*Fig. 3*



*Fig. 4*



*Fig. 5*



*Fig. 6*



*Fig. 7*