



US00D670176S

(12) **United States Design Patent**
Monteparo et al.

(10) **Patent No.:** **US D670,176 S**

(45) **Date of Patent:** **** *Nov. 6, 2012**

(54) **BOTTLE**

(75) Inventors: **Sandra Monteparo**, Brooklyn, NY
(US); **Paulina Reyes**, New York, NY
(US)

(73) Assignee: **Victoria's Secret Stores Brand
Management, Inc.**, Reynoldsburg, OH
(US)

(*) Notice: This patent is subject to a terminal disclaimer.

(**) Term: **14 Years**

(21) Appl. No.: **29/374,555**

(22) Filed: **Aug. 31, 2011**

(51) **LOC (9) Cl.** **09-01**

(52) **U.S. Cl.** **D9/600; D9/560**

(58) **Field of Classification Search** D3/270-271.1;
D9/600-602, 614, 616-617, 630-631, 667,
D9/669, 516, 544-546, 559-561, 571-575;
D7/514-518, 619.2, 623, 628; 206/457,
206/527; 220/890; 215/400

See application file for complete search history.

(56) **References Cited**

U.S. PATENT DOCUMENTS

D4,773 S	4/1871	Atterbury
D34,165 S	3/1901	George
D70,591 S	7/1926	Anderson
D91,366 S	1/1934	Piazzoli
D100,424 S	7/1936	Guerlain
D202,383 S	9/1965	Du Pree
D209,100 S	10/1967	Du Pree
D211,317 S	6/1968	Sheesley
D216,778 S	3/1970	Stone

D301,838 S	6/1989	Miyakawa	
D322,213 S	12/1991	Maginnis, Jr.	
D352,906 S	11/1994	Gobe	
D374,397 S	10/1996	Mahlmann et al.	
D406,232 S *	3/1999	Gatti	D9/630
D416,807 S	11/1999	Varlet	
D442,475 S *	5/2001	Krunas	D9/601
D442,477 S *	5/2001	Krunas	D9/669
D466,410 S *	12/2002	De Baschmakoff	D9/516
D531,911 S	11/2006	Lloyd	
D559,697 S *	1/2008	Didier	D9/544
D595,142 S *	6/2009	Rica	D9/544
D601,428 S *	10/2009	Rica	D9/544

OTHER PUBLICATIONS

Victoria's Secret, Eau de Parfum.
Victoria's Secret, Dream Angels Heavenly Summer™ Limited-edition Angel Mist.

* cited by examiner

Primary Examiner — Sandra Morris

(74) *Attorney, Agent, or Firm* — Ward & Zinna, LLC

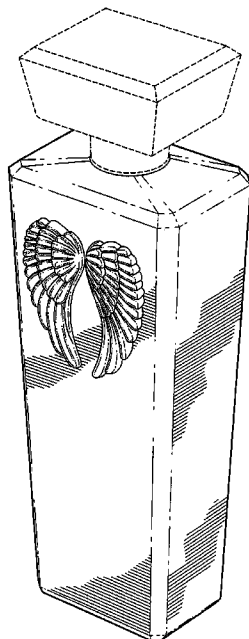
(57) **CLAIM**

The ornamental design for a bottle, as shown and described.

DESCRIPTION

FIG. 1 is a front perspective view of a bottle;
FIG. 2 is a front view thereof;
FIG. 3 is a rear view thereof;
FIG. 4 is a left side view thereof, the right side view being a mirror image thereof;
FIG. 5 is a top view thereof; and,
FIG. 6 is a bottom view thereof.
The broken lines showing in the figures are included for the purpose of illustrating environment of the design and forms no part of the claimed invention.

1 Claim, 5 Drawing Sheets



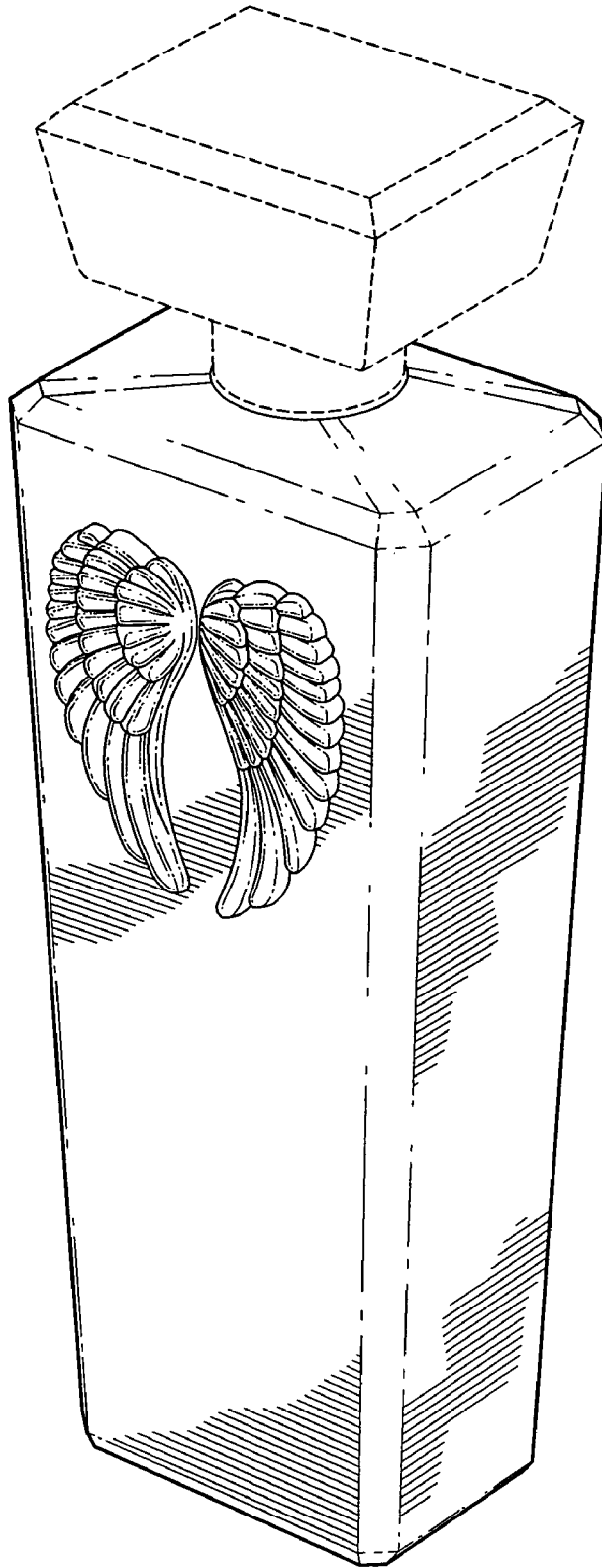


FIG. 1

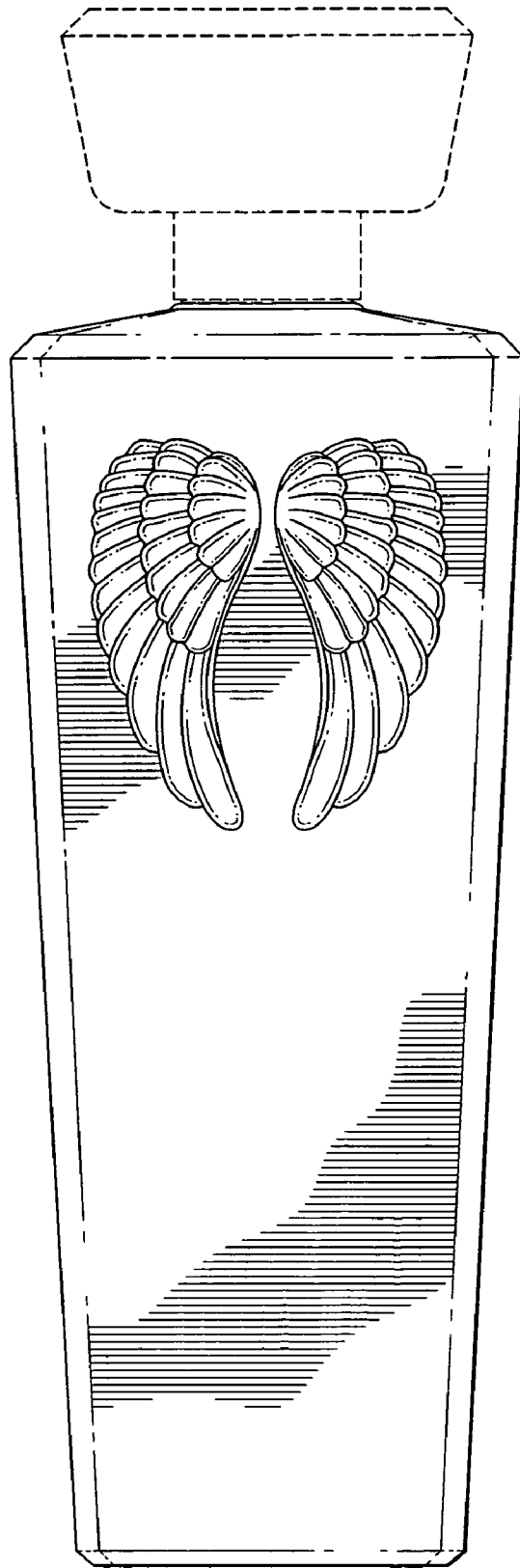


FIG.2

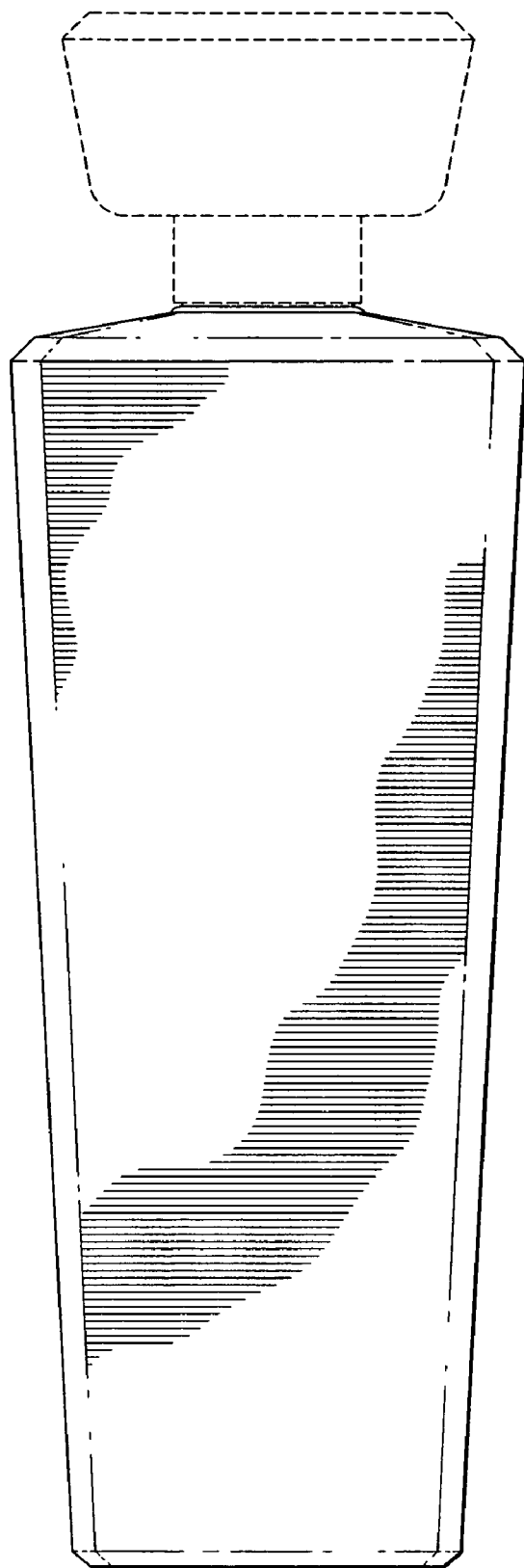


FIG.3

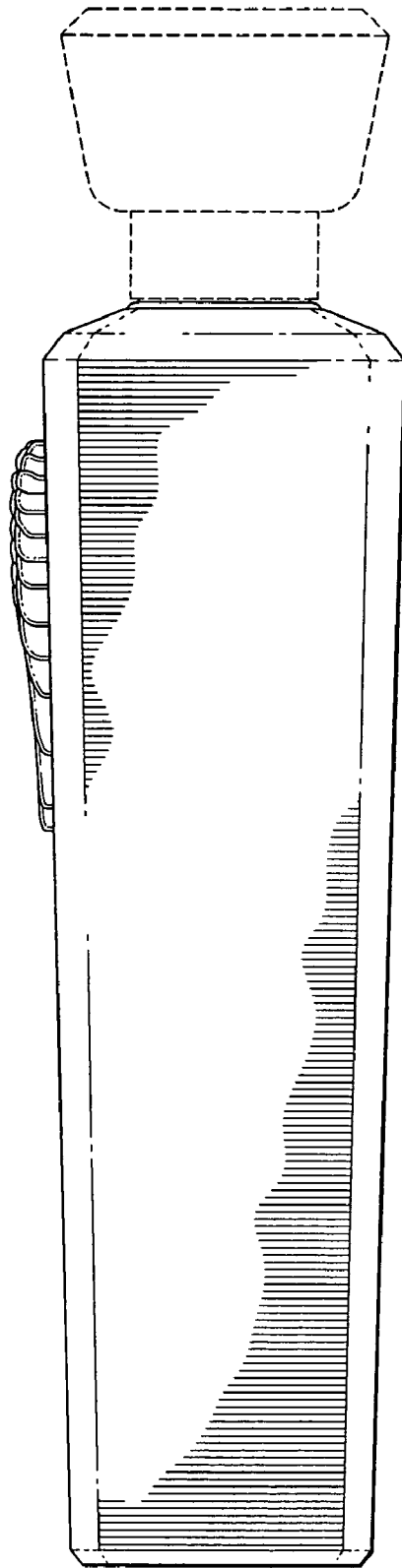


FIG. 4




FIG. 5

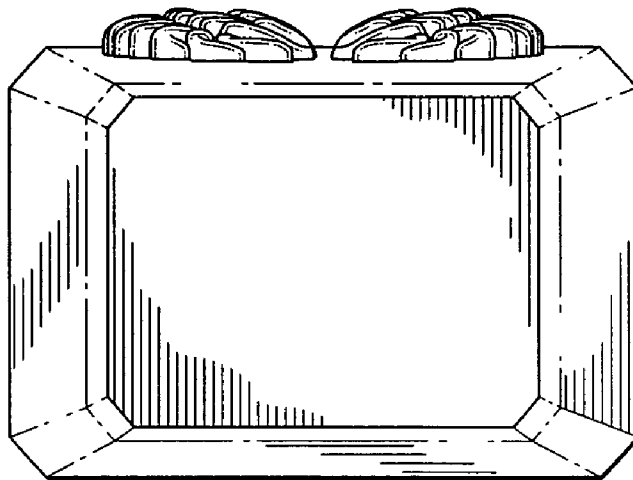


FIG. 6